

**CNP UTILITY DISTRICT**  
**Minutes of Board of Directors Meeting**  
**May 15, 2025**

The Board of Directors (“Board”) of CNP Utility District (“District”) met at 3700 Buffalo Speedway, Suite 830, Houston, Texas, on May 15, 2025, in accordance with the duly posted notice of meeting, and the roll was called of the duly constituted officers and members of said Board, as follows:

Renee Granberry, President  
Keith Brown, Vice President  
Ed Hudson, Secretary  
Kirk O’Neal, Asst. Secretary  
Gregory Koch, Asst. Secretary

and all said members were present, except Director Granberry, thus constituting a quorum.

Also present were Bryan Chapline of Municipal District Services, LLC (“MDS”); Avik Bonnerjee of B&A Municipal Tax Services, LLC (“B&A”); Yaneth Cooper of Municipal Accounts and Consulting, L.P. (“MA&C”); Sarah Richard of A&S Engineers, Inc. (“A&S”); Sam Miskimins and Cheyenne Evans of Champions Hydro-Lawn, Inc. (“Champions”); Sgt. Atkinson of Harris County Sheriff’s Department (“HCSO”); and Kara Richardson and Brandi Eckersley of Marks Richardson PC (“MRPC”).

Due to the absence of the President, the Vice President called the meeting to order and declared it open for such business as might regularly come before it.

As the first order of business, the Board deferred questions and comments from the public after noting no one from the public was present.

The Board next considered approval of the minutes of the Board of Directors meeting held on April 17, 2025. After discussion, Director Hudson moved to approve the minutes of the Board of Directors meeting held on April 17, 2025, as written. Director Brown seconded the motion, which passed unanimously.

The Board next considered the status of the contract patrol services from the Harris County Sheriff’s Office. Sgt. Atkinson with the HCSO reviewed the contract patrol security stats for the month of April. He stated that calls are expected to increase as the school year ends and summer approaches.

Sgt. Atkinson exited the meeting.

The Board next considered the status of security patrol of the parks. Ms. Richardson noted that the Constable reported that a disturbance occurred at the west park pavilion over a reservation dispute but noted that the Constables intervened quickly. The Constable further reported that several homeless people have been sleeping in the east park restroom and requested that Champions lock the restrooms every night.

The Board next considered the attached report for the month of April from Champions regarding park maintenance and management. Mr. Miskimins presented the attached pictures of the Cypress Trace Ditch and Cypress Station Reserve "G." He noted that Reserve "G" is scheduled for service in July.

Mr. Miskimins next presented the attached pictures of the Interstate Commerce Center West detention pond and the Urban Southwest ("US") detention pond. He presented and reviewed proposal #28013 in the amount of \$3,300.00 to trim trees and remove the underbrush along the south and east side of the US detention pond. After discussion, Director O'Neal moved to approve the proposal, as presented. Director Brown seconded the motion, which passed unanimously.

Ms. Evans next presented the attached pictures of the Lents Family East and West Parks the ("Parks"). She reported that all previously approved repairs in the Parks should be completed today. Ms. Evans stated that erosion has caused a large hole to form in the west park dog park. She presented and reviewed proposal #27373 in the amount of \$7,732.00 to re-grade the swale and install rip rap at the dog park. After discussion, Director O'Neal moved to approve the proposal, as presented. Director Brown seconded the motion, which passed unanimously.

Ms. Evans next reported that the new signs reflecting the expanded hours of operation at the splashpad are complete.

Ms. Evans next reported on a request from Checkers-Houston to host its 713 Event at the west park on July 13, 2025. She stated that the event will include a DJ on site playing music, a meet & greet with Slim Thug and/or Paul Wall, a photo booth, lawn games (cornhole, large Jenga, etc.), face paint or balloon artist for the kids; cartoonist offering free drawings, and a cooling tent for talent & staff (tent set up with A/C inside). The Board discussed various security and safety concerns with such a large event being held at the west park. After discussion, Director Hudson moved to deny the request for use of the west park by Checkers-Houston to host its 713 Event due to security concerns. Director Brown seconded the motion, which passed unanimously.

Ms. Evans next discussed the homeless population taken refuge in the east park restrooms. She stated that Champions is now locking the restrooms at 6:00 p.m. when the last employee from Champions leaves the Parks. The Board noted that the Constables do not lock the Parks until dusk and asked if the Constable could lock the restrooms at that time. Ms. Richardson stated that she would reach out to Constable Herman to discuss same.

Mr. Bonnerjee next reviewed the status of one (1) payment plan for delinquent taxes.

Mr. Bonnerjee next presented the attached report relating to the status of collection of taxes for the month of April. He reported that 95.39% of the District's 2024 taxes have been collected through April 30, 2025. After review and discussion of the reports presented, Director O'Neal moved to approve the report and to authorize payment on the Tax Account of check nos. 2306 through 2313, inclusive, as identified in the report. Director Brown seconded the motion, which passed unanimously.

The Board next discussed the status of the District's delinquent tax accounts. Mr. Bonnerjee also discussed the attached District's Delinquent Collections Listing as of May 7, 2025, prepared by Ted A. Cox, P.C.

Mr. Bonnerjee next stated that the 2024 delinquent property tax statements have been mailed out.

The Board next deferred the status of the sales tax audit being performed by B&A Sales Tax Service.

The Board next considered a report on the District's water, sanitary sewer and storm sewer systems. Mr. Chapline presented the attached operation and maintenance report for the month of March 2025. He reported that 93.6% of the District's water that had been pumped by the District or supplied to the District by the North Harris County Regional Water Authority ("NHCRWA") had been billed during the month of March. Mr. Chapline further noted that all bacteriological samples were negative and that there were no permit excursions at the District's wastewater treatment plant during the month of April.

Mr. Chapline next reported that MDS received the final Notice of Closure correspondence from the TCEQ closing out the District's 2021 enforcement case.

Mr. Chapline next reported that there are eleven (11) accounts on the delinquent list as of May 8, 2025, and that no appeal requests were received.

The Board next considered the approval of the Consumer Confidence Report ("CCR") and authorization to distribute same to customers. After discussion, Director Koch moved to approve the CCR and authorize MDS to distribute same to customers in the District. Director Hudson seconded the motion, which passed unanimously.

The Board next considered the approval of an amendment to the District's Rate Order. Mr. Chapline presented and discussed the attached Security Fee-Equivalent Connection Analysis with the Board. He stated that MDS reviewed the equivalent connection count and noted that the District added 170 equivalent connections during the year. After discussion, Director Koch moved to approve the updated Security Fee-Equivalent Connection Analysis as presented and noted that an amendment to the District's Rate Order was not required. Director Hudson seconded the motion, which passed unanimously.

Mr. Chapline next reported that the District received an email from North Forest Municipal Utility District ("North Forest MUD"), a neighboring District, regarding the interconnect that was opened by an unknown individual on February 4, 2025, and provided water to the District from North Forest MUD. Mr. Chapline stated that the District cannot repay North Forest MUD back in kind since North Forest MUD uses a different treatment process for its water. He stated that North Forest MUD estimates that approximately 3.5 million gallons of water passed through the interconnect and proposes the District pay \$3.82 per 1,000 gallons of water, which includes the NHCRWA usage fee. Mr. Chapline recommended that the District accept the payment proposal from North Forest MUD to which the Board agreed.

The Board next considered the status of the NHCRWA. Ms. Richard stated that she had nothing new to report.

The Board next considered the engineers' report, including the status of the design work relative to the Commercial Meter Replacement ("CMR"). Ms. Richard stated that A&S has commenced the survey work, and the design work for the CMR is ongoing.

The Board next considered the status of the design work relative to the Phase II Wastewater Treatment Plant Rehabilitation. (“WWTP Rehab”). Ms. Richard stated that the design work for the WWTP Rehab is ongoing.

The Board next considered the status of the contract with W.W. Payton Corporation (“WWPC”) for the WWTP and WP SCADA System replacement. Ms. Richard stated that the contractor is finalizing the project, and A&S anticipates closing out the project next month.

The Board next considered the status of the contract with WWPC relative to the replacement of the Motor Control Center (“MCC”) at Water Plant No. 1. Ms. Richard stated that a pre-construction meeting was held on May 6, 2025, and that the Notice to Proceed will be scheduled once the contractor receives the lead time for the MCC.

The Board next considered the status of the contract with Champions for the facility tree removal project. Ms. Richard stated that the contractor is currently removing the trees.

The Board next deferred the acceptance of site and/or easement conveyances for facilities constructed or to be constructed for the District.

Ms. Richard next reported on the status of the storm water quality permits. She stated that the Lents Park East and the Lents Park West permit renewals are in place and that the expiration date is October 17, 2025. She stated the North 45 Commerce Park permit renewal is in place and that the expiration date is October 20, 2025. She also stated that the ICC permit renewal application is in progress.

The Board next considered the status of the proposed development in the District, including the proposed patio home development located at 1801 Cypress Station Dr. Ms. Richard stated that she had nothing new to report.

The Board next deferred the request for the issuance of utility commitments.

The Board next considered the status of the wastewater treatment plant permit renewal. Ms. Richard stated that she had nothing new to report.

Ms. Richard next reported on the sidewalk project being performed by Harris County (the “County”). She stated that the County informed A&S that construction will commence in August 2025. She stated that A&S is working with the County to determine an acceptable location for the fire hydrant relocation.

The Board next considered the adoption of a Resolution Authorizing Use of Surplus Construction Funds relative to the Wastewater Treatment Plant improvement overage. Ms. Richard stated that the District has bond funds remaining from the issuance of its Series 2018 Bonds that will cover the remaining costs which exceeded the amount allocated in the bond issue. She noted that surplus construction funds are available to cover the overage. After discussion, Director Brown moved to approve the Resolution to cover the cost of the project that exceed the amount allocated in the bond issue. Director O’Neal seconded the motion, which passed unanimously.

The Board next considered the financial and investment reports and invoices presented for payment. Ms. Cooper discussed the attached bookkeeping report, investment inventory report, and bills for payment. After review and discussion of the reports presented, Director Koch moved to approve the report and to authorize the payment of invoices and wire transfers on the Operating Fund, with check no. 15950 being voided, and check nos. 16121, 16122 and 16123 being added, the Capital Projects Fund at Central Bank, and the Lockbox Account, as identified in the attached report. Director Brown seconded the motion, which passed unanimously.

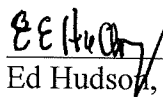
The Board next considered a report related to the District's website. Ms. Richardson presented and reviewed the attached communications report prepared by Touchstone District Services. She stated that Champions has coordinated with Off Cinco on the implementation of a new reservation system to reflect the waiver of the payment requirement for the pavilion rentals.

The Board next deferred the approval of an amendment to the Park rules.

The Board next deferred review and approval of Amended and Restated Service Agreement between the District and Champions.

The Board next considered matters for matters for possible placement on future agendas.

There being no further business to come before the Board, the meeting was adjourned.

  
Ed Hudson, Secretary

## LIST OF ATTACHMENTS

May 15, 2025

1. Champions Report & Proposals
2. Tax Assessor Collector Report – April 2025
3. Delinquent Tax Roll
4. Ted Cox Report
5. Operation and Maintenance Reports & related correspondence
6. Consumer Confidence Report
7. Engineering Report and related correspondence
8. Bookkeeper's Report
9. Touchstone Communications Report

# *Champions*

## HYDRO - LAWN

Erosion Control Specialist since 1976

### CNP UTILITY DISTRICT Facilities Report

May 15, 2025



13226 Kaltenbrun ~ Houston, Texas 77086 ~ Phone: 713-703-3516 ~ Office: 281-445-2614

Account Representative: Sam Miskimins ~ Email: [smiskimins@champhydro.com](mailto:smiskimins@champhydro.com)

13226 Kaltenbrun ~ Houston, Texas 77086 ~ Phone: 281-714-1281 ~ Office: 281-445-2614

Parks Representative: Cheyenne Evans ~ Email: [cevans@champhydro.com](mailto:cevans@champhydro.com)

## Cypress Trace Ditch







# Cypress Station Reserve G



## Interstate Commerce Center



## Urban Southwest



10000 North Fay Houston TX 77060 US  
38 deg(T), 2025-06-20 11:42:03-05:00



10000 North Fay Houston TX 77060 US  
38 deg(T), 2025-06-20 11:42:23-05:00



10007 North Fay Houston TX 77060 US  
38 deg(T), 2025-06-20 11:42:34-05:00



10007 North Fay Houston TX 77060 US  
38 deg(T), 2025-06-20 11:42:34-05:00










Lents Family Parks – East Park



I. East Park

- Maintenance completed per contract.











Lents Family Parks – West Park



## I. West Park

- Maintenance completed per contract.







EAST



WEST



## Reservations for Pavilions:

MONTH	EAST	WEST
January	2	0
February	3	0
March	13	14
April	23	14
May	31	17
<b>TOTALS</b>	<b>72</b>	<b>45</b>



## Splash Pad

- CLOSED - October 1<sup>st</sup> thru April 30<sup>th</sup>
- Will Open again on June 1<sup>st</sup> – Open every day till August 31<sup>st</sup>
- After Storm – Power wash / Flush

ACTION ITEMS:

PROPOSAL #28013 – Urban Southwest Tree Clean Up

PROPOSAL #27373 – Outfall Repair

Discuss Checkers – Houston 713 Event



***The Ethoscapes family of landscape businesses include: Westco  
Grounds Maintenance, Champion's Hydro-Lawn, Houston  
Landscapes Unlimited, and Tree60.***

***Thank you for business!***

**Urban Southwest Tree cleanup**

Date 5/14/2025

**Client**CNP UD  
C/O MUNICIPAL ACCOUNTS AND CONSULTING  
1281 BRITTMOORE ROAD  
HOUSTON, TX 77043**Property**

CNP UD

Proposal for cutting trees and undergrowth back to the property line along the south and east side of the Urban Southwest pond

**Default Group**

Items	Quantity	Unit	Price/Unit	Price
Tree Service	30.00	Hr	\$90.00	\$2,700.00
Chipped Green Recyclable Waste	30.00	Yard	\$20.00	\$600.00
			<b>Sales Tax:</b>	<b>\$0.00</b>
			<b>Default Group:</b>	<b>\$3,300.00</b>

**Project Summary**

Description	Price	Sales Tax	Total
Default Group	\$3,300.00	\$0.00	\$3,300.00
<b>Project Total</b>	<b>\$3,300.00</b>	<b>\$0.00</b>	<b>\$3,300.00</b>

**Terms & Conditions****Terms and Conditions:**

- All material and workmanship carry a 1 year warranty, except in cases of acts of God, damage by other, or lack of maintenance.
- This proposal is only an estimate of probable cost. If any unforeseen issues arise the client will only be charged for labor and material installed on site whether above or below this estimate.
- Upon request by the Property Manager/Owner, or their designated representative, evidence of the following insurance coverage: Workman's Compensation, General Liability and Property Damage Liability. We shall have no liability for any damages not specifically covered by its insurance carrier.
- Any amounts not paid when due shall be subject to a late fee of one and one half percent (1½%) per month on the unpaid balance, or the highest amount permitted by applicable law, whichever is less.

Champions Hydro Lawn, INC

CNP UD

By Samuel Miskimins 5/14/2025

Samuel Miskimins

Date

By \_\_\_\_\_ Date \_\_\_\_\_

smiskimins@champhydro.com

Printed Name \_\_\_\_\_



## Lents West Park - Outfall Repairs in the Large Dog Park

Date 5/14/2025

**Client**

CNP UD  
C/O MUNICIPAL ACCOUNTS AND CONSULTING  
1281 BRITTMOORE ROAD  
HOUSTON, TX 77043

**Property**

CNP UD

This proposal is for the repairs needed at the Lents Family Park West Dog Park.

### Default Group

Items	Quantity	Unit	Price/Unit	Price
Mortar	2.00	bag	\$18.20	\$36.40
Rip Rap Grade 1	18.00	ton	\$109.20	\$1,965.60
Geo Textile Matting	1.00	roll	\$100.00	\$100.00
Hand Seed	1.00	Lump Sum	\$500.00	\$500.00
Excavator & Skid Steer w/Operator	2.00	Day	\$2,000.00	\$4,000.00
Mobilization	1.00	ea	\$750.00	\$750.00
Supervisor	4.00	Hr	\$95.00	\$380.00
			<b>Sales Tax:</b>	\$0.00
			<b>Default Group:</b>	\$7,732.00

### Project Summary

Description	Price	Sales Tax	Total
Default Group	\$7,732.00	\$0.00	\$7,732.00
<b>Project Total</b>	<b>\$7,732.00</b>	<b>\$0.00</b>	<b>\$7,732.00</b>

### Terms & Conditions

Champions Hydro Lawn, INC

CNP UD

By Cheyenne Evans 5/14/2025  
Cheyenne Evans Date  
cevens@champhydro.com

By \_\_\_\_\_ Date \_\_\_\_\_  
Printed Name \_\_\_\_\_



## CNP UD

[illegible]



MUNICIPAL TAX SERVICE,LLC

Honesty | Efficiency | Transparency | Accountability | Continuity

## CNP UTILITY DISTRICT

FOR THE MONTH ENDING

April 30, 2025



MUNICIPAL TAX SERVICE, LLC

**CNP UD – JUR 131**  
FOR THE PERIOD ENDING 4/30/2025

**RECEIVABLES SUMMARY**

2024 Balance Forward Levy at 10/31/24 FYE	\$2,786,799.61	
CAD Changes / Uncollectible	<u>(\$15,586.93)</u>	2,771,212.68
Outstanding Balance forward Prior Years (2023-2009) at 10/31/24 FYE	\$110,073.59	
CAD Changes / Uncollectible	<u>(\$65,318.53)</u>	44,755.06
Total Levy to be collected		<b>2,815,967.74</b>
Collection prior months (all years)	(\$2,586,599.31)	
2024 Taxes Collected net NSF & KR Refunds during current month	(\$321.18)	
Taxes Collected for Prior Years net NSF & KR Refunds during current month	<u>\$313.92</u>	<b>(2,586,606.57)</b>
Total Outstanding Balance		<b>229,361.16</b>

**TAX ACCOUNT**

**Beginning Balance – Tax Account**

**264,177.20**

**Income**

Taxes Collected current Year	\$15,018.17
Taxes Collected Prior Year	\$17.20
10% Rendition Penalty	\$18.16
Penalties & Interest	\$1,611.26
Collection Fee Paid	\$664.85
Overpayments	\$0.00
NSF or Reversals, Bank Charges	\$0.00
<b>Other Fees &amp; Court Costs, Etc</b> <i>(Forfeited Vol O/P's- income to the district)</i>	\$17.10
Escrow / Prepaid	<u>\$0.00</u>
	<b>\$17,346.74</b>

**281,523.94**

**Expenses**

CK # 2306 Ted A. Cox, P.C. - Atty Fee Delq Coll & Exp (4/2025)	\$755.12
CK # 2307 Sewell Houston Company LLC- Correction Roll 8 (TY 2024) (3 accounts)	\$10,986.23
CK # 2308 Curtis Mikens- Correction Roll 8, 20 (TY 2024, 2023)	\$184.18
CK # 2309 SRE Texas 1 LP- Correction Roll 8 (TY 2024)	\$2,892.60
CK # 2310 Houston Eye Associates- Correction Roll 8 (TY 2024)	\$734.77
CK # 2311 SIJS Investments Inc-Correction Roll 20 (TY 2023)	\$230.33
CK # 2312 B & A Municipal Tax Service LLC - Inv. 131-399	\$3,284.20
CK # 2313 B & A Municipal Tax Service LLC - Inv. 131-400	<u>\$951.81</u>
	<b>\$20,019.24</b>

**Ending Balance –Tax Account**

**261,504.70**



MUNICIPAL TAX SERVICE, LLC

## CNP UD – JUR 131

FOR THE PERIOD ENDING 4/30/2025

### OUTSTANDING TAXES – YEAR TO DATE

TAX YEAR	BALANCE FORWARD @ 10/01/24	SUPPLEMENTS & CORRECTIONS CAD	UNCOLLECTIBLE	COLLECTIONS	OUTSTANDING TAXES	COLLECTIONS PERCENTAGE
2024	\$2,561,295.72	\$209,916.96	\$0.00	\$2,643,323.88	\$127,888.80	95.39%
2023	\$2,736,072.48	(\$65,863.84)	\$0.00	\$2,584,498.63	\$85,710.01	96.80%
2022	\$2,036,168.76	\$217.19	\$0.00	\$2,033,100.29	\$3,285.66	99.84%
2021	\$1,937,518.30	(\$3.06)	\$0.00	\$1,934,943.02	\$2,572.21	99.86%
2020	\$1,988,150.97	(\$123.17)	\$0.00	\$1,985,510.89	\$2,516.91	99.87%
2019	\$1,814,761.10	(\$4.51)	(\$36.18)	\$1,812,157.33	\$2,563.08	99.85%
2018	\$1,661,104.67	\$0.00	(\$1,469.61)	\$1,659,101.16	\$533.90	99.97%
2017	\$1,675,637.88	\$0.00	(\$3,743.24)	\$1,671,510.84	\$383.80	99.98%
2016	\$1,597,491.36	\$0.00	(\$3,162.03)	\$1,593,925.16	\$404.17	99.97%
2015	\$1,544,411.07	\$0.00	(\$1,065.21)	\$1,542,881.37	\$464.49	99.97%
2014	\$1,560,064.09	\$0.00	(\$521.48)	\$1,558,876.05	\$666.56	99.96%
2013	\$1,538,692.02	\$0.00	(\$1,173.10)	\$1,536,755.15	\$763.77	99.95%
2012	\$1,542,534.78	\$0.00	(\$4,141.25)	\$1,537,622.65	\$770.88	99.95%
2011	\$1,478,747.13	\$0.00	(\$3,854.74)	\$1,474,474.06	\$418.33	99.97%
2010	\$1,424,481.72	\$0.00	(\$1,550.55)	\$1,422,601.14	\$330.03	99.98%
2009	\$1,466,381.79	\$0.00	(\$12,822.21)	\$1,453,471.02	\$88.56	99.99%
					<b>\$229,361.16</b>	

### EXEMPTIONS & TAX RATES

TAX YEAR	HOMESTEAD EXEMPTION	OVER 65 / DISABLED	M & O RATE	DEBT SERVICE RATE	CONTRACT TAX RATE	TOTAL RATE
2024	20.00%	15,000	0.00000	0.29000	0.00000	0.29000
2023	20.00%	15,000	0.00000	0.29000	0.00000	0.29000
2022	20.00%	15,000	0.00000	0.25500	0.00000	0.25500
2021	20.00%	15,000	0.00000	0.25800	0.00000	0.25800
2020	20.00%	15,000	0.00000	0.28000	0.00000	0.28000
2019	20.00%	15,000	0.00000	0.28000	0.00000	0.28000
2018	20.00%	15,000	0.00000	0.28000	0.00000	0.28000
2017	20.00%	15,000	0.00000	0.28000	0.00000	0.28000
2016	20.00%	15,000	0.00000	0.28000	0.00000	0.28000
2015	20.00%	15,000	0.00000	0.30000	0.00000	0.30000
2014	20.00%	15,000	0.00000	0.32000	0.00000	0.32000
2013	20.00%	15,000	0.00000	0.33000	0.00000	0.33000
2012	20.00%	15,000	0.00000	0.36000	0.00000	0.36000



MUNICIPAL TAX SERVICE,LLC

**CNP UD – JUR 131**  
FOR THE PERIOD ENDING 4/30/2025

**DISTRICT VALUES**

TAX YEAR	LAND & IMPROVEMENTS	AG NET	PERSONAL PROPERTY	EXEMPTIONS	TOTAL VALUE	SR	KR
2024	820,342,873	0	191,217,202	55,969,502	955,590,573	8	8
2023	824,726,246	0	156,502,238	60,466,805	920,761,679	20	20
2022	695,615,496	2,132	146,576,705	43,611,591	798,582,742	32	32
2021	631,993,821	1,938	162,262,117	43,283,102	750,974,774	44	44
2020	618,333,693	1,938	134,248,505	42,574,250	710,009,886	56	56
2019	558,292,265	1,899	123,393,050	33,559,764	648,127,450	68	68
2018	518,896,194	1,899	111,795,896	37,442,406	593,251,583	79	79
2017	515,178,748	1,860	103,851,781	20,590,369	598,442,020	83	83
2016	492,815,377	1,841	95,417,159	17,701,834	570,532,543	85	85
2015	436,902,874	1,647	94,803,828	16,904,704	514,803,645	61	61
2014	408,543,751	1,822	95,342,777	16,368,373	487,519,977	67	67
2013	383,093,591	0	97,859,751	14,682,978	466,270,364	79	79
2012	359,660,695	0	82,013,489	13,192,246	428,481,938	89	89





MUNICIPAL TAX SERVICE, LLC

**CNP UD – JUR 131**  
FOR THE PERIOD ENDING 4/30/2025

**PROFIT & LOSS**

	<b>CURRENT MONTH</b> 4/01/25 - 4/30/25	<b>FISCAL YEAR</b> 11/01/24 - 4/30/2025
<b>BEGINNING BALANCE</b>	<b>286,545.52</b>	<b>305,141.81</b>
<b><u>INCOME</u></b>		
10% Rendition Penalty	18.16	3,282.74
NSF Fee Collected	0.00	0.00
Dealer Inventory Tax (SIT Overages)	0.00	0.00
Prepaid/ Escrow Payments	0.00	0.00
Collection Fee	664.85	2,651.32
Forfeited Voluntary Overpayments	17.10	17.10
Earned Interest	0.00	0.00
Title Search Fees	0.00	0.00
Overpayments	0.00	47,429.15
Penalty & Interest	1,611.26	5,051.17
Taxes Collected	15,035.37	2,680,133.72
<b>Total Income</b>	<b>17,346.74</b>	<b>2,738,565.20</b>
<b><u>EXPENSES</u></b>		
Audit/Records	0.00	250.00
Affidavits / Certified Tax Statements	0.00	105.00
Bond Premium	0.00	250.00
CAD Fees	0.00	9,229.00
Certificate of Value	0.00	0.00
Copies	196.20	863.40
Correction Roll Refunds	16,133.28	79,252.29
Rendition Refunds	0.00	0.00
Continuing Disclosure	0.00	0.00
Delinquent Tax Attorney Assistance	0.00	30.00
Delinquent Tax Attorney Expense	51.84	707.86
Delinquent Tax Attorney Fee	634.99	2,350.07
Estimate of Value	0.00	0.00
FA Assistance	0.00	0.00
Processing / tracking of Installments	0.00	85.00
Unclaimed Property Processing	0.00	0.00
Legal Notices	0.00	847.90
Mailing & Handling	420.95	1,592.62
Maps	0.00	0.00
Meeting Travel & Mileage	217.08	1,124.56
Overpayment Refund	17.10	62,211.24
Public Hearing	0.00	650.00
Research	0.00	0.00
Records Management	12.69	596.35
Rendition 5% to CAD	0.00	420.67
Rendition Refunds	1,334.99	1,442.28
Roll Update & Processing	65.00	1,290.00
Supplies	0.00	14.83
Tax Assessor Collector Fee – AB	3,284.20	18,870.00
Tax Rate Preparation & Calculation	0.00	0.00
Transfer to Debt Service	0.00	2,580,000.00
	<b>22,368.32</b>	<b>2,762,183.07</b>
<b>ENDING BALANCE</b>	<b>281,523.94</b>	<b>281,523.94</b>



MUNICIPAL TAX SERVICE, LLC

**CNP UD – JUR 131**  
FOR THE PERIOD ENDING 4/30/2025

**YEAR TO YEAR COMPARISON**

	2024	%		2023	%	VARIANCE
October	\$0.00	0.00%		\$0.00	0.00%	0.00%
November	\$70,595.05	2.54%		\$40,665.02	1.44%	1.10%
December	\$328,246.76	14.24%		\$416,811.91	16.13%	-1.89%
January	\$2,289,089.78	93.04%		\$2,007,745.73	86.77%	6.27%
February	\$28,895.16	94.05%		\$243,773.56	95.12%	-1.07%
March	\$26,127.93	94.89%		\$12,563.00	95.21%	-0.32%
April	\$15,018.17	95.39%		\$8,955.00	95.49%	-0.10%
May				\$8,991.78	96.38%	
June				\$197.49	96.39%	
July				\$117.44	96.38%	
August				\$4,318.62	96.51%	
September				\$1,084.30	96.54%	

**MONTHLY COLLECTIONS**

2024	2023	2022	2021	2020	2019
\$15,018.17	\$17.20	\$0.00	\$0.00	\$0.00	\$0.00
2018	2017	2016	2015	2014	
\$0.00	\$0.00	\$0.00	\$0.00	\$0.00	



MUNICIPAL TAX SERVICE,LLC

**CNP UTILITY DISTRICT**  
FOR THE PERIOD ENDING 04/22/2025

**PLEDGED SECURITIES REPORT**

SECURITIES PLEDGED AT 105% OVER FDIC INSURED \$250,000

**COLLATERAL SECURITY AGREEMENT ON FILE :** YES

**TAX BANK ACCOUNT HELD AT:** WELLS FARGO / BANK OF NEW YORK MELLON

**COLLATERAL SECURITY REQUIRED:** \$66,411.18

**TYPE OF PLEDGED INVESTMENT:** GNMA

**IN COMPLIANCE W/ DISTRICT INVESTMENT POLICY:** YES



STATE OF TEXAS                      §

COUNTY OF HARRIS                      §

Avik Bonnerjee, being duly sworn, says that he is the Tax Assessor-Collector for the above named District and the foregoing contains a true and correct report accounting for all taxes collected for said District during the month therein stated.




Avik Bonnerjee, RTA

SWORN TO AND SUBSCRIBED BEFORE ME, this 1<sup>st</sup> day of May 2025.



Rebecca Brewer  
Notary Public, State of Texas  
Notary ID #1258819



My Commission Expires March 1, 2028

**TED A. COX, P.C.**  
Attorney at Law  
2855 Mangum, Suite 100A  
Houston, Texas 77092  
(713) 956-9400 Office  
(713) 956-8485 Telefax

TED A. COX

April 21, 2025

B&A Municipal Tax Service, LLC  
13333 Northwest Freeway, Suite 250  
Houston, Texas 77040

RE: CNP Utility District – Tax Suits/Collections

Expenses/Fees:

Postage/Copy/Deed/Constable/Online Database Search Fees (April 2025) ..... \$90.27

TOTAL DUE THIS INVOICE ..... \$90.27

**PLEASE MAKE CHECK PAYABLE TO "TED A. COX, P.C."**

90.27+  
664.85+  
755.12\*

Pd OK# 2306 5/1/05

CNP UD  
Deposits Report  
For Dates 4/1/2025 thru 4/30/2025

Bank	Deposit Date	Deposit No	Ck/Cash	CC	WACH	Deposit Amount
WELLS FARGO BANK	4/4/2025	20250134	0	1	0	304.93
	4/4/2025	20250135	1	0	0	2,296.03
	4/4/2025	20250136	2	0	0	7.22
	4/10/2025	20250137	8	0	0	21.94
	4/10/2025	20250138	0	0	1	10,993.54
	4/15/2025	20250139	0	0	1	182.53
	4/15/2025	20250140	0	2	0	45.39
	4/21/2025	20250141	0	2	0	259.05
	4/22/2025	20250142	0	0	1	60.08
	4/4/2025	20250143	0	0	1	3,009.64
	4/23/2025	20250144	2	0	0	0.00
	4/24/2025	20250145	6	0	0	0.00
	4/25/2025	20250146	0	1	0	54.62
	4/25/2025	20250147	1	0	0	1.86
	4/28/2025	20250148	0	1	0	27.60
	4/30/2025	20250149	2	0	0	65.21
	Total Deposits	16	22	7	4	17,329.64

GL Account Summary

	<u>2024</u>	<u>2023</u>	<u>Total Report</u>
Taxes Paid	321.18	-313.92	7.26
Penalties Paid	16.61	1.55	18.16
P&I Paid	1,608.25	3.01	1,611.26
Coll Fee Paid	664.43	0.42	664.85
Refund	14,696.99	331.12	15,028.11
	<u>17,307.46</u>	<u>22.18</u>	<u>17,329.64</u>

Pd CK# 2306 5/1/25

# 2024 TAX RECEIPT

CNP UTILITY DISTRICT  
AVIK BONNERJEE, TAX ASSESSOR COLLECTOR  
13333 NORTHWEST FREEWAY, SUITE 620  
HOUSTON, TX 77040

Hours: MON - THU 8 - 4 FRI 8 - 12  
Web: WWW.BAMUNITAX.COM

Phone: 713-900-2680  
Fax: 713-900-2685

Jur No	Stmt Date	Delinquent Date	Receipt No
131	4/30/2025	2/1/2025	520

Account No 120-881-001-0003

**TAXES ARE DUE UPON RECEIPT. TAXES WILL BECOME DELINQUENT AFTER January 31, 2025. PAYMENT MUST BE POSTMARKED BEFORE DELINQUENT DATE TO AVOID ADDITIONAL PENALTIES AND INTEREST.**

Taxes that remain delinquent on July 01, 2025 will incur an additional penalty to defray costs of collection per Section 33.07, 33.08 and/or 33.11 of the Texas Property Tax Code.

Please contact the Appraisal District concerning any corrections in appraised value, ownership, address changes or any application for exemptions.  
Harris County Appraisal District  
www.hcad.org 713-957-7800

Owner Name and Address
SEWELL HOUSTON COMPANY LLC 3860 W NORTHWEST HWY STE 102 DALLAS, TX 75220-8123
<b>**RETURN SERVICE REQUESTED**</b>

Appraised Values		Property Information		Comparisons of the last six (6) years					
Improvement Land Value	4,397,216 1,223,160	RES A2 BLK 1 PARAMOUNT I-45 NORTH  Acreage: 3.51000  F1		Year	Appraised	Taxable	Rate	Taxes	% Change
				2024	5,620,376	5,620,376	0.290000	16,299.09	0.00%
				2023	5,620,376	5,620,376	0.290000	16,299.09	43.86%
				2022	4,443,214	4,443,214	0.255000	11,330.20	-1.09%
				2021	4,439,730	4,439,730	0.258000	11,454.50	-12.24%
		2020	4,661,378	4,661,378	0.280000	13,051.86	-0.47%		
		2019	4,683,232	4,683,232	0.280000	13,113.05	3.40%		
100% Assessed Value	5,620,376	17825 NORTH FWY 77090 77090		% Change between 2024 and 2019					
				20.01%		20.01%	3.57%	24.30%	
Taxing Unit		Less Exemptions		Taxable Value		Tax Rate		Tax Levy	
CNP UD				5,620,376		0.290000 per \$100		16,299.09	
IF YOU ARE 65 YEARS OF AGE OR OLDER OR ARE DISABLED AND THE PROPERTY DESCRIBED IN THIS DOCUMENT IS YOUR RESIDENCE HOMESTEAD, YOU SHOULD CONTACT THE APPRAISAL DISTRICT REGARDING ANY ENTITLEMENT YOU MAY HAVE TO A POSTPONEMENT IN THE PAYMENT OF THESE TAXES.						Current Taxes Due		16,299.09	

Payment Date	Due Before Payment	Paid By	Taxes Paid	CAD Penalties Paid	P & I Paid	Atty Fee Paid	Other Paid	Total Payment
01/14/2025	17,642.49	Lorel Wilson	17,642.49	0.00	0.00	0.00	0.00	17,642.49
04/24/2025	0.00	SEWELL HOUSTON COMPANY LLC	-1,343.40	0.00	0.00	0.00	0.00	0.00
<div>2024</div> <div>1 - 343 - 40 +</div> <div>321 - 33 +</div> <div>9 - 321 - 50 +</div> <div>10 - 286 - 23 +</div> <div>CORRECTION ROLL</div> <div>8</div> <div>pd ck# 2307 5/1/25</div> <div>\$1,343.40</div>								
2024 Paid in Full							Total Paid	17,642.49

# 2024 TAX RECEIPT

CNP UTILITY DISTRICT  
AVIK BONNERJEE, TAX ASSESSOR COLLECTOR  
13333 NORTHWEST FREEWAY, SUITE 620  
HOUSTON, TX 77040

Hours: MON - THU 8 - 4 FRI 8 - 12  
Web: WWW.BAMUNITAX.COM

Phone: 713-900-2680  
Fax: 713-900-2685

Jur No	Stmt Date	Delinquent Date	Receipt No
131	4/30/2025	2/1/2025	531
Account No		126-065-001-0001	

**TAXES ARE DUE UPON RECEIPT. TAXES WILL BECOME DELINQUENT AFTER January 31, 2025. PAYMENT MUST BE POSTMARKED BEFORE DELINQUENT DATE TO AVOID ADDITIONAL PENALTIES AND INTEREST.**

Taxes that remain delinquent on July 01, 2025 will incur an additional penalty to defray costs of collection per Section 33.07, 33.08 and/or 33.11 of the Texas Property Tax Code.

Please contact the Appraisal District concerning any corrections in appraised value, ownership, address changes or any application for exemptions.  
Harris County Appraisal District  
www.hcad.org 713-957-7800

Owner Name and Address
SEWELL HOUSTON COMPANY LLC 3860 W NORTHWEST HWY STE 102 DALLAS, TX 75220-8123
<b>**RETURN SERVICE REQUESTED**</b>

Appraised Values		Property Information		Comparisons of the last six (6) years					
Improvement Land Value	1,505,420 411,201	RES A BLK 1 PARAMOUNT COLLISION CENTER NORTH	F1	Year	Appraised	Taxable	Rate	Taxes	% Change
				2024	1,916,621	1,916,621	0.290000	5,558.20	0.00%
				2023	1,916,621	1,916,621	0.290000	5,558.20	39.54%
				2022	1,562,018	1,562,018	0.255000	3,983.15	4.44%
				2021	1,478,190	1,478,190	0.258000	3,813.73	-3.07%
		2020	1,405,216	1,405,216	0.280000	3,934.60	-5.16%		
		2019	1,481,635	1,481,635	0.280000	4,148.58	6.26%		
100% Assessed Value	1,916,621	111 STAGE RUN DR 77090 77090		% Change between 2024 and 2019					
				29.36%	29.36%	3.57%	33.98%		
Taxing Unit		Less Exemptions		Taxable Value		Tax Rate		Tax Levy	
CNP UD				1,916,621		0.290000 per \$100		5,558.20	
IF YOU ARE 65 YEARS OF AGE OR OLDER OR ARE DISABLED AND THE PROPERTY DESCRIBED IN THIS DOCUMENT IS YOUR RESIDENCE HOMESTEAD, YOU SHOULD CONTACT THE APPRAISAL DISTRICT REGARDING ANY ENTITLEMENT YOU MAY HAVE TO A POSTPONEMENT IN THE PAYMENT OF THESE TAXES.					Current Taxes Due			5,558.20	

Payment Date	Due Before Payment	Paid By	Taxes Paid	CAD Penalties Paid	P & I Paid	Atty Fee Paid	Other Paid	Total Payment
01/14/2025	5,879.53	Lorel Wilson	5,879.53	0.00	0.00	0.00	0.00	5,879.53
04/24/2025	0.00	SEWELL HOUSTON COMPANY LLC	-321.33	0.00	0.00	0.00	0.00	0.00
CORRECTION ROLL								
						Pd Ck# 2307 5/1/25		
2024 Paid in Full							Total Paid	5,879.53

# 2024 TAX RECEIPT

CNP UTILITY DISTRICT  
AVIK BONNERJEE, TAX ASSESSOR COLLECTOR  
13333 NORTHWEST FREEWAY, SUITE 620  
HOUSTON, TX 77040

Hours: MON - THU 8 - 4 FRI 8 - 12  
Web: WWW.BAMUNITAX.COM

Phone: 713-900-2680  
Fax: 713-900-2685

Jur No	Stmt Date	Delinquent Date	Receipt No
131	4/30/2025	2/1/2025	584
Account No		137-478-001-0001	

**TAXES ARE DUE UPON RECEIPT. TAXES WILL BECOME DELINQUENT AFTER January 31, 2025. PAYMENT MUST BE POSTMARKED BEFORE DELINQUENT DATE TO AVOID ADDITIONAL PENALTIES AND INTEREST.**

Taxes that remain delinquent on July 01, 2025 will incur an additional penalty to defray costs of collection per Section 33.07, 33.08 and/or 33.11 of the Texas Property Tax Code.

Please contact the Appraisal District concerning any corrections in appraised value, ownership, address changes or any application for exemptions.  
Harris County Appraisal District  
www.hcad.org 713-957-7800

Owner Name and Address
SEWELL HOUSTON COMPANY LLC AUDI/MASERATI/SEWEL AUTOMATIVE 3860 W NORTHWEST HWY STE 102 DALLAS, TX 75220-8123
**RETURN SERVICE REQUESTED**

Appraised Values		Property Information		Comparisons of the last six (6) years					
Improvement Land Value	13,752,088 4,947,912	RES A BLK 1 SEWELL NORTH HOUSTON  Acreage: 14.62900  F1		Year	Appraised	Taxable	Rate	Taxes	% Change
				2024	18,700,000	18,700,000	0.290000	54,230.00	15.34%
				2023	16,213,003	16,213,003	0.290000	47,017.71	25.05%
				2022	14,744,768	14,744,768	0.255000	37,599.16	-0.57%
				2021	14,656,554	14,656,554	0.258000	37,813.91	-10.89%
		Service Address		2020	15,155,551	15,155,551	0.280000	42,435.54	-0.31%
17815 NORTH FWY 77090 77090		2019	15,203,042	15,203,042	0.280000	42,568.52	3.89%		
100% Assessed Value	18,700,000			% Change between 2024 and 2019					
				23.00%		23.00%	3.57%	27.39%	
Taxing Unit		Less Exemptions		Taxable Value		Tax Rate		Tax Levy	
CNP UD				18,700,000		0.290000 per \$100		54,230.00	
IF YOU ARE 65 YEARS OF AGE OR OLDER OR ARE DISABLED AND THE PROPERTY DESCRIBED IN THIS DOCUMENT IS YOUR RESIDENCE HOMESTEAD, YOU SHOULD CONTACT THE APPRAISAL DISTRICT REGARDING ANY ENTITLEMENT YOU MAY HAVE TO A POSTPONEMENT IN THE PAYMENT OF THESE TAXES.						Current Taxes Due		54,230.00	

Payment Date	Due Before Payment	Paid By	Taxes Paid	CAD Penalties Paid	P & I Paid	Atty Fee Paid	Other Paid	Total Payment
01/14/2025	63,551.50	chalaka wijesuriya	63,551.50	0.00	0.00	0.00	0.00	63,551.50
04/24/2025	0.00	SEWELL HOUSTON COMPANY LLC	-9,321.50	0.00	0.00	0.00	0.00	0.00
CORRECTION ROLL								
8								
2024 Paid in Full							Total Paid	63,551.50

*Handwritten:* \$9,321.50  
Pd CK# 2307 5/1/25

**CNP UTILITY DISTRICT  
AVIK BONNERJEE, TAX ASSESSOR COLLECTOR  
13333 NORTHWEST FREEWAY, SUITE 620  
HOUSTON, TX 77040**

Phone: 713-900-2680  
Fax: 713-900-2685

Owner Name and Address

**\*\*RETURN SERVICE REQUESTED\*\***

**Please contact the Appraisal District concerning any  
corrections in appraised value, ownership, address changes  
or any application for exemptions.  
Harris County Appraisal District  
www.hcad.org 713-957-7800**

Payment Date	Due Before Payment	Paid By	Taxes Paid	CAD Penalties Paid	P & I Paid	Atty Fee Paid	Other Paid	Total Payment
01/02/2025	416.95	CORELOGIC	416.95	0.00	0.00	0.00	0.00	416.95
04/24/2025	0.00	MIKENS CURTIS	-83.39	0.00	0.00	0.00	0.00	0.00
<div style="display: flex; justify-content: space-between; align-items: center;"> <div style="text-align: right;"> <p>2024 83.39+</p> <p>2023 100.79+</p> <p>184.18*</p> </div> <div style="text-align: center;"> <p><b>CORRECTION ROLL</b></p> <p><u>8</u></p> </div> <div style="text-align: right;"> <p>⋄ 83.39 ⋄</p> </div> </div>								
<b>2024 Paid in Full</b>						Pd OK# 2308	slips	
						<b>Total Paid</b>		<b>416.95</b>

# 2023 TAX RECEIPT

CNP UTILITY DISTRICT  
AVIK BONNERJEE, TAX ASSESSOR COLLECTOR  
13333 NORTHWEST FREEWAY, SUITE 620  
HOUSTON, TX 77040

Hours: MON - THU 8 - 4 FRI 8 - 12  
Web: WWW.BAMUNITAX.COM

Phone: 713-900-2680  
Fax: 713-900-2685

Jur No	Stmt Date	Delinquent Date	Receipt No
131	4/30/2025	2/1/2024	589
Account No		107-762-004-0002	

**TAXES ARE DUE UPON RECEIPT. TAXES WILL BECOME DELINQUENT AFTER January 31, 2024. PAYMENT MUST BE POSTMARKED BEFORE DELINQUENT DATE TO AVOID ADDITIONAL PENALTIES AND INTEREST.**

Taxes that remain delinquent on July 02, 2024 will incur an additional penalty to defray costs of collection per Section 33.07, 33.08 and/or 33.11 of the Texas Property Tax Code.

Please contact the Appraisal District concerning any corrections in appraised value, ownership, address changes or any application for exemptions.  
Harris County Appraisal District  
www.hcad.org 713-957-7800

Owner Name and Address
<b>MIKENS CURTIS</b> <b>601 CYPRESS STATION DR #1504</b> <b>HOUSTON, TX 77090-1584</b>
<b>**RETURN SERVICE REQUESTED**</b>

Appraised Values		Property Information		Comparisons of the last six (6) years					
Improvement Land Value	161,735 12,048	TR D1 ROUNDHILL OF CYPRESS STATION  Acreage: 0.09220  A1		Year	Appraised	Taxable	Rate	Taxes	% Change
				2023	173,783	139,026	0.290000	403.18	8.22%
				2022	146,105	146,105	0.255000	372.57	99.13%
				2021	109,399	72,519	0.258000	187.10	3.50%
				2020	99,454	64,563	0.280000	180.78	12.62%
		Service Address		2019	90,413	57,330	0.280000	160.52	12.95%
2018	82,194			50,755	0.280000	142.11	-16.38%		
100% Assessed Value	173,783	1504 SANDY RUNN 77090 77090		% Change between 2023 and 2018					
				111.43%		173.92%	3.57%	183.71%	
Taxing Unit		Less Exemptions		Taxable Value		Tax Rate		Tax Levy	
CNP UD		Homestead 34,757		139,026		0.290000 per \$100		403.18	
IF YOU ARE 65 YEARS OF AGE OR OLDER OR ARE DISABLED AND THE PROPERTY DESCRIBED IN THIS DOCUMENT IS YOUR RESIDENCE HOMESTEAD, YOU SHOULD CONTACT THE APPRAISAL DISTRICT REGARDING ANY ENTITLEMENT YOU MAY HAVE TO A POSTPONEMENT IN THE PAYMENT OF THESE TAXES.				Current Taxes Due				403.18	

Payment Date	Due Before Payment	Paid By	Taxes Paid	CAD Penalties Paid	P & I Paid	Atty Fee Paid	Other Paid	Total Payment
01/04/2024	503.97	CORELOGIC	503.97	0.00	0.00	0.00	0.00	503.97
04/23/2025	0.00	MIKENS CURTIS	-100.79	0.00	0.00	0.00	0.00	0.00
<b>CORRECTION ROLL</b> <b>20</b>								
							<b>\$100.79</b>	
							<b>Pd ck# 2308 5/1/25</b>	
<b>2023 Paid in Full</b>							<b>Total Paid</b>	<b>503.97</b>



# 2024 TAX RECEIPT

CNP UTILITY DISTRICT  
AVIK BONNERJEE, TAX ASSESSOR COLLECTOR  
13333 NORTHWEST FREEWAY, SUITE 620  
HOUSTON, TX 77040

Hours: MON - THU 8 - 4 FRI 8 - 12  
Web: WWW.BAMUNITAX.COM

Phone: 713-900-2680  
Fax: 713-900-2685

Jur No	Stmnt Date	Delinquent Date	Receipt No
131	4/30/2025	2/1/2025	522
Account No		121-124-001-0002	

**TAXES ARE DUE UPON RECEIPT. TAXES WILL BECOME DELINQUENT AFTER January 31, 2025. PAYMENT MUST BE POSTMARKED BEFORE DELINQUENT DATE TO AVOID ADDITIONAL PENALTIES AND INTEREST.**

Taxes that remain delinquent on July 01, 2025 will incur an additional penalty to defray costs of collection per Section 33.07, 33.08 and/or 33.11 of the Texas Property Tax Code.

Please contact the Appraisal District concerning any corrections in appraised value, ownership, address changes or any application for exemptions.  
Harris County Appraisal District  
www.hcad.org 713-957-7800

Owner Name and Address
SRE TEXAS 1 LP 4401 COLWICK RD CHARLOTTE, NC 28211-2311
<b>**RETURN SERVICE REQUESTED**</b>

Appraised Values		Property Information	Comparisons of the last six (6) years						
Improvement Land Value	3,351,792 2,448,208	RES B BLK 1 CYPRESS STATION SEC 5  Acreage: 7.52540.	F1	Year	Appraised	Taxable	Rate	Taxes	% Change
				2024	5,800,000	5,800,000	0.290000	16,820.00	6.97%
				2023	5,422,019	5,422,019	0.290000	15,723.86	15.26%
				2022	5,350,000	5,350,000	0.255000	13,642.50	18.83%
				2021	4,450,000	4,450,000	0.258000	11,481.00	-6.81%
		2020	4,400,000	4,400,000	0.280000	12,320.00	-6.38%		
		2019	4,700,000	4,700,000	0.280000	13,160.00	0.00%		
100% Assessed Value	5,800,000	18205 I H 45 77090		% Change between 2024 and 2019					
				23.40%	23.40%	3.57%	27.81%		
Taxing Unit		Less Exemptions		Taxable Value		Tax Rate		Tax Levy	
CNP UD				5,800,000		0.290000 per \$100		16,820.00	
IF YOU ARE 65 YEARS OF AGE OR OLDER OR ARE DISABLED AND THE PROPERTY DESCRIBED IN THIS DOCUMENT IS YOUR RESIDENCE HOMESTEAD, YOU SHOULD CONTACT THE APPRAISAL DISTRICT REGARDING ANY ENTITLEMENT YOU MAY HAVE TO A POSTPONEMENT IN THE PAYMENT OF THESE TAXES.						Current Taxes Due		16,820.00	

Payment Date	Due Before Payment	Paid By	Taxes Paid	CAD Penalties Paid	P & I Paid	Atty Fee Paid	Other Paid	Total Payment
01/28/2025	19,712.60	SONIC AUTOMOTIVE INC	19,712.60	0.00	0.00	0.00	0.00	19,712.60
04/24/2025	0.00	SRE TEXAS 1 LP	-2,892.60	0.00	0.00	0.00	0.00	0.00
CORRECTION ROLL								
						\$2,892.60		
						Pd at 2309 5/1/25		
2024 Paid in Full						Total Paid	19,712.60	

# 2024 TAX RECEIPT

CNP UTILITY DISTRICT  
AVIK BONNERJEE, TAX ASSESSOR COLLECTOR  
13333 NORTHWEST FREEWAY, SUITE 620  
HOUSTON, TX 77040

Hours: MON - THU 8 - 4 FRI 8 - 12  
Web: WWW.BAMUNITAX.COM

Phone: 713-900-2680  
Fax: 713-900-2685

Jur No	Stmt Date	Delinquent Date	Receipt No
131	4/30/2025	2/1/2025	144

Account No 2120878

**TAXES ARE DUE UPON RECEIPT. TAXES WILL BECOME DELINQUENT AFTER January 31, 2025. PAYMENT MUST BE POSTMARKED BEFORE DELINQUENT DATE TO AVOID ADDITIONAL PENALTIES AND INTEREST.**

Taxes that remain delinquent on April 01, 2025 will incur an additional penalty to defray costs of collection per Section 33.07, 33.08 and/or 33.11 of the Texas Property Tax Code.

Please contact the Appraisal District concerning any corrections in appraised value, ownership, address changes or any application for exemptions.  
Harris County Appraisal District  
www.hcad.org 713-957-7800

Owner Name and Address
HOUSTON EYE ASSOCIATES HEA CLINIC PA 7155 OLD KATY RD STE N100 HOUSTON, TX 77024-2270  **RETURN SERVICE REQUESTED**

Appraised Values		Property Information			
Personal Property	0	Business Personal Property CMP F&F M&E SUP			
			L1		
		Service Address			
		01250 CYPRESS STATION DR 77090			
100% Assessed Value	0				
Taxing Unit		Less Exemptions	Taxable Value	Tax Rate	Tax Levy
CNP UD			0	0.290000 per \$100	0.00
				Current Taxes Due	0.00

Payment Date	Due Before Payment	Paid By	Taxes Paid	CAD Penalties Paid	P & I Paid	Atty Fee Paid	Other Paid	Total Payment
01/15/2025	734.77	HOUSTON EYE ASSOCIATES	734.77	0.00	0.00	0.00	0.00	734.77
04/24/2025	0.00	HOUSTON EYE ASSOCIATES	-734.77	0.00	0.00	0.00	0.00	0.00
CORRECTION ROLL								
8								
						(\$734.77)		
2024 Paid in Full						Pd OK# 2310		5/1/25
						Total Paid		734.77

# 2023 TAX RECEIPT

CNP UTILITY DISTRICT  
AVIK BONNERJEE, TAX ASSESSOR COLLECTOR  
13333 NORTHWEST FREEWAY, SUITE 620  
HOUSTON, TX 77040

Hours: MON - THU 8 - 4 FRI 8 - 12  
Web: WWW.BAMUNITAX.COM

Phone: 713-900-2680  
Fax: 713-900-2685

Jur No	Stmt Date	Delinquent Date	Receipt No
131	4/30/2025	2/1/2024	347
Account No		118-632-000-0002	

TAXES ARE DUE UPON RECEIPT. TAXES WILL BECOME DELINQUENT AFTER January 31, 2024. PAYMENT MUST BE POSTMARKED BEFORE DELINQUENT DATE TO AVOID ADDITIONAL PENALTIES AND INTEREST.

Taxes that remain delinquent on July 02, 2024 will incur an additional penalty to defray costs of collection per Section 33.07, 33.08 and/or 33.11 of the Texas Property Tax Code.

Please contact the Appraisal District concerning any corrections in appraised value, ownership, address changes or any application for exemptions.  
Harris County Appraisal District  
www.hcad.org 713-957-7800

Owner Name and Address
SIJS INVESTMENTS INC 4943 ORANGE GROVE DR HOUSTON, TX 77039-
<b>**RETURN SERVICE REQUESTED**</b>

Appraised Values		Property Information		Comparisons of the last six (6) years					
Improvement Land Value	250,000 480,000	RES B CYPRESS STATION MARKET SQUARE  Acreage: 0.91830		Year	Appraised	Taxable	Rate	Taxes	% Change
				2023	730,000	730,000	0.290000	2,117.00	13.73%
				2022	730,000	730,000	0.255000	1,861.50	1.97%
				2021	707,602	707,602	0.258000	1,825.61	-8.58%
				2020	713,222	713,222	0.280000	1,997.02	-14.31%
		Service Address		2019	832,302	832,302	0.280000	2,330.45	-32.04%
				2018	1,224,740	1,224,740	0.280000	3,429.27	-3.28%
100% Assessed Value	730,000	1410 CYPRESS STATION DR 42 77090		% Change between 2023 and 2018					
				-40.40%		-40.40%		3.57%	-38.27%
Taxing Unit		Less Exemptions		Taxable Value		Tax Rate		Tax Levy	
CNP UD				730,000		0.290000 per \$100		2,117.00	
IF YOU ARE 65 YEARS OF AGE OR OLDER OR ARE DISABLED AND THE PROPERTY DESCRIBED IN THIS DOCUMENT IS YOUR RESIDENCE HOMESTEAD, YOU SHOULD CONTACT THE APPRAISAL DISTRICT REGARDING ANY ENTITLEMENT YOU MAY HAVE TO A POSTPONEMENT IN THE PAYMENT OF THESE TAXES.						Current Taxes Due		2,117.00	

Payment Date	Due Before Payment	Paid By	Taxes Paid	CAD Penalties Paid	P & I Paid	Atty Fee Paid	Other Paid	Total Payment
01/03/2024	2,347.33	CADANCE BANK	2,347.33	0.00	0.00	0.00	0.00	2,347.33
04/23/2025	0.00	SIJS INVESTMENTS INC	-230.33	0.00	0.00	0.00	0.00	0.00
CORRECTION ROLL								
						Pd ck# 2311 5/1/25		
2023 Paid in Full						Total Paid	2,347.33	

Invoice



MUNICIPAL TAX SERVICE, LLC

Date	Invoice #
5/1/2025	131-399

Bill To
CNP Utility District B&A Municipal Tax Service LLC 13333 Northwest Freeway Suite 620 Houston, TX 77040

Description	Unit Count	Rate	Amount
Avik Bonnerjee, RTA - Tax Assessor Collector Fee May 2025.		2,866.60	2,866.60
2024 Additional Unit Count Invoiced 2025	464	0.90	417.60
Thank you for your business.		<b>Total</b>	\$3,284.20

*pd ck# 2312 5/1/25*



MUNICIPAL TAX SERVICE, LLC

Invoice

Date	Invoice #
5/1/2025	131-400

Bill To
CNP Utility District B&A Municipal Tax Service LLC 13333 Northwest Freeway Suite 620 Houston, TX 77040

Description	Unit Count	Rate	Amount
Copies	1,442	0.20	288.40
Postage, Mailing, and Handling (18)		16.20	16.20
Roll Update & Processing - February and March 2025		380.00	380.00
Records Retention		13.88	13.88
Preparation of Delq. Atty. Electronic Files		15.00	15.00
Meeting Travel Time/Mileage/Time (March 2025)		217.08	217.08
Installment Agreement Tracking (March 2025)		21.25	21.25
		Pd OK# 2313	5/1/25
Thank you for your business.		<b>Total</b>	\$951.81

Account No/Name/Address				Cad No/Property Descr.									
0682414 RED LOBSTER #840 RED LOBSTER HOSPITALITY LLC ATTN ACCOUNTS PAYABLE PO BOX 4967 ORLANDO, FL 32802-4967				0682414 Business Personal Property CMP F&F INV M&E MISC ASSETS SUP				Over 65	No				
								Veteran	No				
								Installment Code	N				
				00302 FM 1960 RD W ; 77090									
Year	Stmnt Date	Delq Date	Code	Taxes	Penalties	Payments	Due Apr, 2025		Due May, 2025		Due Jun, 2025		
							Del. P&I	Due	Del. P&I	Due	Del. P&I	Due	
2024	2/21/2025	2/1/2025	B	493.00	49.30	0.00	180.04	722.34	193.06	735.36	206.07	748.37	
Bankruptcy: 9/6/2024													
0766578 IHOP #1444 INVENTORY JAMAL HAMIDEH 1238 ANNUNCIATION ST UNIT B NEW ORLEANS, LA 70130-4004				0766578 Business Personal Property INV				Over 65	No				
								Veteran	No				
								Installment Code	N				
				01414 CYPRESS STATION DR ; 77090 ; 77090									
Year	Stmnt Date	Delq Date	Code	Taxes	Penalties	Payments	Due Apr, 2025		Due May, 2025		Due Jun, 2025		
							Del. P&I	Due	Del. P&I	Due	Del. P&I	Due	
2021	11/16/2022	1/3/2023		3.56	0.36	3.56	0.24	0.60	0.25	0.61	0.25	0.61	
Payment Date		Payment Amt		Escrow	Taxes	Penalties	Del. P&I	Atty Fees	Other Fees	Refund			
12/14/2021		3.92		0.00	3.56	0.36	0.00	0.00	0.00	0.00			
2/22/2022		0.00		0.00	0.00	-0.36	0.00	0.00	0.00	0.36			
3/1/2022		-0.36		0.00	0.00	0.00	0.00	0.00	0.00	-0.36			
0886501 THE COCA-COLA COMPANY PROPERTY TAX-NAT-8 PO BOX 1734 ATLANTA, GA 30301-1734				0886501 Multi-Locations M&E				Over 65	No				
								Veteran	No				
								Installment Code	N				
				IN HARRIS COUNTY									
Year	Stmnt Date	Delq Date	Code	Taxes	Penalties	Payments	Due Apr, 2025		Due May, 2025		Due Jun, 2025		
							Del. P&I	Due	Del. P&I	Due	Del. P&I	Due	
2024	10/24/2024	2/1/2025		30.35	0.00	0.00	10.08	40.43	10.81	41.16	11.53	41.88	
0974148 ARMADILLO PRESS INC C/O J R ROSEN 305 WELLS FARGO DR STE A4 HOUSTON, TX 77090-4058				0974148 Light Manufacturing CMP F&F M&E MISC ASSETS				Over 65	No				
								Veteran	No				
								Installment Code	N				
				00305 WELLS FARGO DR ; 77090									
Year	Stmnt Date	Delq Date	Code	Taxes	Penalties	Payments	Due Apr, 2025		Due May, 2025		Due Jun, 2025		
							Del. P&I	Due	Del. P&I	Due	Del. P&I	Due	
2022	10/21/2022	2/1/2023		45.14	4.51	0.00	33.16	82.81	33.76	83.41	34.36	84.01	
2021	9/30/2021	2/1/2022		45.67	4.57	0.00	40.79	91.03	41.39	91.63	42.00	92.24	
2020	10/15/2020	2/2/2021		49.56	4.96	0.00	52.12	106.64	52.77	107.29	53.43	107.95	
Totals				140.37	14.04	0.00	126.07	280.48	127.92	282.33	129.79	284.20	
1016218 CHEP USA ATTN PROPERTY TAX DEPT 5897 WINDWARD PKWY ALPHARETTA, GA 30005-2044				1016218 Leased Equipment M&E				Over 65	No				
								Veteran	No				
								Installment Code	N				
				SEE 1049127 IN HARRIS COUNTY TEXAS									
Year	Stmnt Date	Delq Date	Code	Taxes	Penalties	Payments	Due Apr, 2025		Due May, 2025		Due Jun, 2025		
							Del. P&I	Due	Del. P&I	Due	Del. P&I	Due	
2024	10/24/2024	2/1/2025		221.88	0.00	0.00	73.67	295.55	78.98	300.86	84.31	306.19	
1029517 ACOUSTIC EDGE INSTITUTE MOBILE ELECTRONIC INSTITUTE INC 1930 NATALIE ROSE DR HOUSTON, TX 77090-2224				1029517 Business Personal Property CMP F&F INV M&E				Over 65	No				
								Veteran	No				
								Installment Code	N				
				00303 WELLS FARGO DR ; 77090 ; 77090									
Year	Stmnt Date	Delq Date	Code	Taxes	Penalties	Payments	Due Apr, 2025		Due May, 2025		Due Jun, 2025		
							Del. P&I	Due	Del. P&I	Due	Del. P&I	Due	
2024	10/24/2024	2/1/2025		36.26	3.63	0.00	13.25	53.14	14.21	54.10	15.15	55.04	
2023	11/15/2023	2/1/2024		35.79	3.58	0.00	20.63	60.00	21.10	60.47	21.58	60.95	
2022	10/21/2022	2/1/2023		30.51	3.05	0.00	22.42	55.98	22.82	56.38	23.22	56.78	
Totals				102.56	10.26	0.00	56.30	169.12	58.13	170.95	59.95	172.77	

Account No/Name/Address	Cad No/Property Descr.	Over 65	No
1030456	1030456	Veteran	No
PAUL'S TRUCKING	Vehicles	Installment Code	N
PAUL DEAKINS	VHCLS		
40 CYPRESS CREEK PKWY STE 287			
HOUSTON, TX 77090-3530			

00040 FM 1960 RD W ; 77090

Year	Stmnt Date	Delq Date	Code	Taxes	Penalties	Payments	Due Apr, 2025		Due May, 2025		Due Jun, 2025	
							Del. P&I	Due	Del. P&I	Due	Del. P&I	Due
2021	12/15/2021	2/1/2022		7.03	0.70	0.00	6.27	14.00	6.37	14.10	6.47	14.20
2020	10/15/2020	2/2/2021	L	8.47	0.85	0.00	8.91	18.23	9.02	18.34	9.14	18.46
	Lawsuit: 6/7/2021											
2019	10/18/2019	2/1/2020	L	9.41	0.94	0.00	11.38	21.73	11.51	21.86	11.63	21.98
	Lawsuit: 6/7/2021											
2018	10/18/2018	2/1/2019	L	10.46	1.05	0.00	14.31	25.82	14.46	25.97	14.59	26.10
	Lawsuit: 6/7/2021											
2017	10/20/2017	2/1/2018	L	11.62	1.16	0.00	17.74	30.52	17.89	30.67	18.05	30.83
	Lawsuit: 6/7/2021											
2016	10/20/2016	2/1/2017	L	36.16	3.62	0.00	60.95	100.73	61.42	101.20	61.90	101.68
	Lawsuit: 6/7/2021											
2015	10/15/2015	2/2/2016	L	43.05	4.30	0.00	79.36	126.71	79.92	127.27	80.50	127.85
	Lawsuit: 6/7/2021											
2014	10/17/2014	2/3/2015	L	51.02	5.10	0.00	102.14	158.26	102.81	158.93	103.48	159.60
	Lawsuit: 6/7/2021											
2013	10/17/2013	2/1/2014	L	58.46	5.85	0.00	126.31	190.62	127.08	191.39	127.85	192.16
	Lawsuit: 6/7/2021											
2012	10/18/2012	2/1/2013	L	70.86	7.09	0.00	164.32	242.27	165.25	243.20	166.19	244.14
	Lawsuit: 6/7/2021											
2011	10/22/2011	2/1/2012	L	78.73	7.87	0.00	195.03	281.63	196.06	282.66	197.10	283.70
	Lawsuit: 6/15/2012											
2010	10/1/2010	2/1/2011	L	87.48	8.75	0.00	230.57	326.80	231.72	327.95	232.88	329.11
	Lawsuit: 9/7/2011											
2009	10/1/2009	2/1/2010	L	88.56	8.86	0.00	247.45	344.87	248.61	346.03	249.79	347.21
	Lawsuit: 9/7/2011											
Totals				561.31	56.14	0.00	1,264.74	1,882.19	1,272.12	1,889.57	1,279.57	1,897.02

107-762-004-0014  
FLORES JOSE A  
601 CYPRESS STATION DR UNIT 1501  
HOUSTON, TX 77090-1584

1077620040014  
TR D2 (LAND ONLY)  
(OMITTED IMPS 2022-2024\*1077620040015)  
ROUNDHILL OF CYPRESS STATION

Over 65  
Veteran  
Installment Code

No  
No  
N

1501 SANDY RUNN (PVT) 1501 ; 77090 ; 77090

Year	Stmnt Date	Delq Date	Code	Taxes	Penalties	Payments	Due Apr, 2025		Due May, 2025		Due Jun, 2025	
							Del. P&I	Due	Del. P&I	Due	Del. P&I	Due
2024	10/24/2024	2/1/2025		47.63	0.00	0.00	5.24	52.87	6.19	53.82	7.14	54.77

108-226-000-0003  
HARTMAN RETAIL I DST  
2909 HILLCROFT ST STE 420  
HOUSTON, TX 77057-5815

10822600000003 Acreage: 8.132000  
RES E3  
CYPRESS STATION SEC 1

Over 65  
Veteran  
Installment Code

No  
No  
N

17211 NORTH FWY ; 77090 ; 77090

Year	Stmnt Date	Delq Date	Code	Taxes	Penalties	Payments	Due Apr, 2025		Due May, 2025		Due Jun, 2025	
							Del. P&I	Due	Del. P&I	Due	Del. P&I	Due
2024	10/24/2024	2/1/2025		15,297.91	0.00	0.00	1,682.77	16,980.68	1,988.73	17,286.64	2,294.69	17,592.60

108-228-000-0002  
CAMBRIDGE CYPRESS STATION LLC  
PO BOX 91190  
HOUSTON, TX 77291-1190

10822800000002 Acreage: 3.154000  
RES B1  
CYPRESS STATION SEC 2

Over 65  
Veteran  
Installment Code

No  
No  
N

1120 CYPRESS STATION DR 90 ; 77090 ; 77090

Year	Stmnt Date	Delq Date	Code	Taxes	Penalties	Payments	Due Apr, 2025		Due May, 2025		Due Jun, 2025	
							Del. P&I	Due	Del. P&I	Due	Del. P&I	Due
2024	10/24/2024	2/1/2025		10,048.82	0.00	0.00	1,105.37	11,154.19	1,306.35	11,355.17	1,507.32	11,556.14
2023	10/30/2023	2/1/2024		8,385.49	0.00	9,000.00	1,260.15	3,665.02	1,289.01	3,693.88	1,317.87	3,722.74
Payment Date				Payment Amt	Escrow	Taxes	Penalties	Del. P&I	Atty Fees	Other Fees	Refund	
9/27/2024				1,500.00	0.00	1,041.67	0.00	208.33	250.00	0.00	0.00	
10/31/2024				1,500.00	0.00	968.23	0.00	281.77	250.00	0.00	0.00	
12/18/2024				1,500.00	0.00	977.91	0.00	272.09	250.00	0.00	0.00	
1/31/2025				1,500.00	0.00	987.69	0.00	262.31	250.00	0.00	0.00	
3/28/2025				3,000.00	0.00	2,005.12	0.00	494.88	500.00	0.00	0.00	
Totals				18,434.31	0.00	0.00	2,365.52	14,819.21	2,595.36	15,049.05	2,825.19	15,278.88

Account No/Name/Address	Cad No/Property Descr.			
108-229-000-0001	1082290000001	Acreage: 11.844600	Over 65	No
BH COPPER PROPERTY LLC	RES C		Veteran	No
282 LAGOON DR W	CYPRESS STATION SEC 2		Installment Code	N
LONG BEACH, NY 11561-4918				

1000 CYPRESS STATION DR 294 ; 77090

Year	Stmnt Date	Delq Date	Code	Taxes	Penalties	Payments	Due Apr, 2025		Due May, 2025		Due Jun, 2025	
							Del. P&I	Due	Del. P&I	Due	Del. P&I	Due
2024	10/24/2024	2/1/2025		78,878.34	0.00	67,570.00	1,243.92	12,552.26	1,470.08	12,778.42	1,696.25	13,004.59
	Payment Date	Payment Amt		Escrow	Taxes	Penalties	Del. P&I	Atty Fees	Other Fees	Refund		
	1/31/2025	52,530.00		0.00	52,530.00	0.00	0.00	0.00	0.00	0.00		
	3/21/2025	15,040.00		0.00	15,040.00	0.00	0.00	0.00	0.00	0.00		
2023	10/30/2023	2/1/2024		94,271.86	0.00	52,530.00	21,872.73	63,614.59	22,373.64	64,115.50	22,874.54	64,616.40
	Payment Date	Payment Amt		Escrow	Taxes	Penalties	Del. P&I	Atty Fees	Other Fees	Refund		
	2/14/2024	52,530.00		0.00	52,530.00	0.00	0.00	0.00	0.00	0.00		
	Totals			173,150.20	0.00	0.00	23,116.65	76,166.85	23,843.72	76,893.92	24,570.79	77,620.99

115-427-002-0006	1154270020006								Over 65	No
RODRIGUEZ ALBERTO & SAMANTHA	UNIT 206 BLDG B								Veteran	No
1013 LOUISE ST	1.374760 INT COMMON LAND & ELE								Installment Code	N
HOUSTON, TX 77009-2955	ROUNDHILL OF CYPRESS STATION									
	CONDO PH 1 R/P									
	601 CYPRESS STATION DR 206 ; 77090									

Year	Stmnt Date	Delq Date	Code	Taxes	Penalties	Payments	Due Apr, 2025		Due May, 2025		Due Jun, 2025	
							Del. P&I	Due	Del. P&I	Due	Del. P&I	Due
2024	10/24/2024	2/1/2025		296.37	0.00	0.00	32.60	328.97	38.53	334.90	44.46	340.83

116-646-000-0001	1166460000001	Acreage: 12.022600	Over 65	No
205 HOLLOW TREE LANE LLC	RES A		Veteran	No
1911 BAGBT ST	GULF PINES SEC 1		Installment Code	N
HOUSTON, TX 77002-				

205 HOLLOW TREE LN 115 ; 77090 ; 77090

Year	Stmnt Date	Delq Date	Code	Taxes	Penalties	Payments	Due Apr, 2025		Due May, 2025		Due Jun, 2025	
							Del. P&I	Due	Del. P&I	Due	Del. P&I	Due
2024	10/24/2024	2/1/2025	L	29,013.54	0.00	0.00	8,022.24	37,035.78	8,689.56	37,703.10	9,356.87	38,370.41
	Lawsuit: 10/1/2024											
2023	5/25/2024	2/1/2024	L	11,890.00	0.00	0.00	6,230.36	18,120.36	6,373.04	18,263.04	6,515.72	18,405.72
	Lawsuit: 10/1/2024											
	Totals			40,903.54	0.00	0.00	14,252.60	55,156.14	15,062.60	55,966.14	15,872.59	56,776.13

125-879-001-0001	1258790010001	Acreage: 0.709000	Over 65	No
HARTMAN INCOME REIT INC	RES A BLK 1		Veteran	No
2909 HILLCROFT ST STE 420	SYRACUSE RENAISSANCE PARTNERS SEC 1		Installment Code	N
HOUSTON, TX 77057-5815				

17211 NORTH FWY ; 77090

Year	Stmnt Date	Delq Date	Code	Taxes	Penalties	Payments	Due Apr, 2025		Due May, 2025		Due Jun, 2025	
							Del. P&I	Due	Del. P&I	Due	Del. P&I	Due
2024	10/24/2024	2/1/2025		2,844.57	0.00	0.00	312.90	3,157.47	369.79	3,214.36	426.69	3,271.26

128-781-001-0004	1287810010004								Over 65	No
ANAND BALASUBRAMANIAN MD PA	UNIT 4 BLDG A								Veteran	No
18711 SCENTED CANDLE WAY	.0345 INT COMMON LAND & ELE								Installment Code	N
SPRING, TX 77388-5544	CYPRESS STATION OFFICE CONDO AMEND									

1125 CYPRESS STATION DR A-4 ; 77090

Year	Stmnt Date	Delq Date	Code	Taxes	Penalties	Payments	Due Apr, 2025		Due May, 2025		Due Jun, 2025	
							Del. P&I	Due	Del. P&I	Due	Del. P&I	Due
2024	10/24/2024	2/1/2025		723.77	0.00	0.00	79.61	803.38	94.09	817.86	108.57	832.34

128-781-002-0003	1287810020003								Over 65	No
HARBOR VIEW SERVICES	UNIT 7 BLDG B								Veteran	No
34 TREESCAPE CIR	.0345 INT COMMON LAND & ELE								Installment Code	N
SPRING, TX 77381-4058	CYPRESS STATION OFFICE CONDO AMEND									

1125 CYPRESS STATION DR B-3 ; 77090

Year	Stmnt Date	Delq Date	Code	Taxes	Penalties	Payments	Due Apr, 2025		Due May, 2025		Due Jun, 2025	
							Del. P&I	Due	Del. P&I	Due	Del. P&I	Due
2024	10/24/2024	2/1/2025		600.60	0.00	0.00	66.07	666.67	78.08	678.68	90.09	690.69



Account No/Name/Address				Cad No/Property Descr.							
128-781-002-0004 HARBOR VIEW SERVICES 34 TREESCAPE CIR SPRING, TX 77381-4058				1287810020004 UNIT 8 BLDG B .0345 INT COMMON LAND & ELE CYPRESS STATION OFFICE CONDO AMEND				Over 65	No		
								Veteran	No		
								Installment Code	N		
				1125 CYPRESS STATION DR B-4 ; 77090							
				Due Apr, 2025		Due May, 2025		Due Jun, 2025			
Year	Stmt Date	Delq Date	Code	Taxes	Penalties	Payments	Del. P&I	Due	Del. P&I	Due	Due
2024	10/24/2024	2/1/2025		600.60	0.00	0.00	66.07	666.67	78.08	678.68	90.09
128-781-005-0001 CYBER BUILDING LLC 3050 POST OAK BLVD STE 1350 HOUSTON, TX 77056-6537				1287810050001 UNIT 15 BLDG E .0345 INT COMMON LAND & ELE CYPRESS STATION OFFICE CONDO AMEND				Over 65	No		
								Veteran	No		
								Installment Code	N		
				1125 CYPRESS STATION DR E1 ; 77090							
				Due Apr, 2025		Due May, 2025		Due Jun, 2025			
Year	Stmt Date	Delq Date	Code	Taxes	Penalties	Payments	Del. P&I	Due	Del. P&I	Due	Due
2024	10/24/2024	2/1/2025		723.78	0.00	0.00	79.62	803.40	94.09	817.87	108.57
128-781-005-0002 CYBER BUILDING LLC 3050 POST OAK BLVD STE 1350 HOUSTON, TX 77056-6537				1287810050002 UNIT 16 BLDG E .0345 INT COMMON LAND & ELE CYPRESS STATION OFFICE CONDO AMEND				Over 65	No		
								Veteran	No		
								Installment Code	N		
				1125 CYPRESS STATION DR E2 ; 77090							
				Due Apr, 2025		Due May, 2025		Due Jun, 2025			
Year	Stmt Date	Delq Date	Code	Taxes	Penalties	Payments	Del. P&I	Due	Del. P&I	Due	Due
2024	10/24/2024	2/1/2025		723.78	0.00	0.00	79.62	803.40	94.09	817.87	108.57
128-781-005-0003 CYBER BUILDING LLC 3050 POST OAK BLVD STE 1350 HOUSTON, TX 77056-6537				1287810050003 UNIT 17 BLDG E .0345 INT COMMON LAND & ELE CYPRESS STATION OFFICE CONDO AMEND				Over 65	No		
								Veteran	No		
								Installment Code	N		
				1125 CYPRESS STATION DR E3 ; 77090							
				Due Apr, 2025		Due May, 2025		Due Jun, 2025			
Year	Stmt Date	Delq Date	Code	Taxes	Penalties	Payments	Del. P&I	Due	Del. P&I	Due	Due
2024	10/24/2024	2/1/2025		723.78	0.00	0.00	79.62	803.40	94.09	817.87	108.57
128-781-006-0002 VISION OF LIGHT MINISTRIES 1125 CYPRESS STATION DR BLDG F2 HOUSTON, TX 77090-3055				1287810060002 UNIT 19 BLDG F .0345 INT COMMON LAND & ELE CYPRESS STATION OFFICE CONDO AMEND				Over 65	No		
								Veteran	No		
								Installment Code	N		
				1125 CYPRESS STATION DR ; 77090 ; 77090							
				Due Apr, 2025		Due May, 2025		Due Jun, 2025			
Year	Stmt Date	Delq Date	Code	Taxes	Penalties	Payments	Del. P&I	Due	Del. P&I	Due	Due
2023	10/30/2023	2/1/2024	L	675.38	0.00	0.00	353.90	1,029.28	362.01	1,037.39	370.11
Lawsuit: 10/29/2024											
128-781-008-0001 TRUST BANK 253 NORTHWINDS PKWY STE 400 ALPHARETTA, GA 30009-				1287810080001 UNIT 26 BLDG H .0345 INT COMMON LAND & ELE CYPRESS STATION OFFICE CONDO AMEND				Over 65	No		
								Veteran	No		
								Installment Code	N		
				1125 CYPRESS STATION DR H1 ; 77090 ; 77090							
				Due Apr, 2025		Due May, 2025		Due Jun, 2025			
Year	Stmt Date	Delq Date	Code	Taxes	Penalties	Payments	Del. P&I	Due	Del. P&I	Due	Due
2024	10/24/2024	2/1/2025	L	723.78	0.00	0.00	200.13	923.91	216.77	940.55	233.42
Lawsuit: 1/24/2025											
129-594-001-0001 WESTMOUNT AT HOLLOW TREE PARC LLC 700 N PEARL ST STE N1650 DALLAS, TX 75201-2824				1295940010001 Acreage: 15.144000 BLDGS 1 THRU 32 BLK 1 TRAILS AT HOLLOW TREE				Over 65	No		
								Veteran	No		
								Installment Code	N		
				101 HOLLOW TREE LN 280 ; 77090							
				Due Apr, 2025		Due May, 2025		Due Jun, 2025			
Year	Stmt Date	Delq Date	Code	Taxes	Penalties	Payments	Del. P&I	Due	Del. P&I	Due	Due
2024	10/24/2024	2/1/2025		83,937.50	0.00	74,843.20	1,000.37	10,094.67	1,182.26	10,276.56	1,364.14

Account No/Name/Address	Cad No/Property Descr.				
134-636-001-0001 NORTH 45 COMMERCE PARK OWNERS ASSOCIATION INC PO BOX 680427 HOUSTON, TX 77268-0427	1346360010001 Acreage: 0.489600 RES A BLK 1 PROLOGIS PARK 45 NORTH	Over 65 Veteran Installment Code	No No N		

16940 NORTH FWY ; 77090 ; 77090

Year	Stmt Date	Delq Date	Code	Taxes	Penalties	Payments	Due Apr, 2025		Due May, 2025		Due Jun, 2025	
							Del. P&I	Due	Del. P&I	Due	Del. P&I	Due
2024	10/24/2024	2/1/2025		388.50	0.00	0.00	42.74	431.24	50.50	439.00	58.28	446.78

2000673 REDBOX AUTOMATED RETAIL LLC 15500 SE 30TH PL STE 105 BELLEVUE, WA 98007-6347	2000673 Leased Equipment INV M&E	Over 65 Veteran Installment Code	No No N
---	--	--	---------------

IN HARRIS COUNTY

Year	Stmt Date	Delq Date	Code	Taxes	Penalties	Payments	Due Apr, 2025		Due May, 2025		Due Jun, 2025	
							Del. P&I	Due	Del. P&I	Due	Del. P&I	Due
2024	10/24/2024	2/1/2025		7.69	0.00	0.00	2.56	10.25	2.74	10.43	2.92	10.61

2012161 WING STOP RICHIE NP, LLC 12818 WILLOW CENTRE DR STE D HOUSTON, TX 77066-3039	2012161 Business Personal Property CMP F&F INV M&E	Over 65 Veteran Installment Code	No No N
--	--	--	---------------

00376 FM 1960 RD W ; 77090 ; 77090

Year	Stmt Date	Delq Date	Code	Taxes	Penalties	Payments	Due Apr, 2025		Due May, 2025		Due Jun, 2025	
							Del. P&I	Due	Del. P&I	Due	Del. P&I	Due
2024	10/24/2024	2/1/2025	L	114.83	11.48	0.00	41.93	168.24	44.97	171.28	48.00	174.31
	Lawsuit: 6/1/2024											
2023	10/30/2023	2/1/2024	L	114.72	11.47	0.00	66.12	192.31	67.63	193.82	69.16	195.35
	Lawsuit: 6/21/2024											
2022	10/21/2022	2/1/2023	L	100.67	10.07	0.00	73.98	184.72	75.31	186.05	76.63	187.37
	Lawsuit: 6/21/2024											
Totals				330.22	33.02	0.00	182.03	545.27	187.91	551.15	193.79	557.03

2061556 ENDICOTT BIOFUELS II LLC ENDICOTT BIOFUE ENDICOTT BIOFUELS II LLC 2603 AUGUSTA DR STE 900 HOUSTON, TX 77057-5798	2061556 Business Personal Property CMP F&F M&E SUP	Over 65 Veteran Installment Code	No No N
--	--	--	---------------

00305 WELLS FARGO DR ; 77090

Year	Stmt Date	Delq Date	Code	Taxes	Penalties	Payments	Due Apr, 2025		Due May, 2025		Due Jun, 2025	
							Del. P&I	Due	Del. P&I	Due	Del. P&I	Due
2020	10/15/2020	2/2/2021		49.14	4.91	0.00	51.67	105.72	52.32	106.37	52.97	107.02
2019	10/18/2019	2/1/2020		49.14	4.91	0.00	59.46	113.51	60.11	114.16	60.75	114.80
Totals				98.28	9.82	0.00	111.13	219.23	112.43	220.53	113.72	221.82

2093548 CARDIOVASCULAR SPECIALISTS OF NORTH HOUS DR ALI RIZVI 1140 CYPRESS STATION DR STE 101 HOUSTON, TX 77090-3015	2093548 Business Personal Property CMP F&F M&E MISC ASSETS	Over 65 Veteran Installment Code	No No N
--	--	--	---------------

01140 CYPRESS STATION DR ; 77090

Year	Stmt Date	Delq Date	Code	Taxes	Penalties	Payments	Due Apr, 2025		Due May, 2025		Due Jun, 2025	
							Del. P&I	Due	Del. P&I	Due	Del. P&I	Due
2018	12/20/2019	2/1/2020		111.45	11.14	0.00	134.85	257.44	136.32	258.91	137.79	260.38

2108286 AUDI NORTH HOUSTON SEWELL RINGS LLC 17825 NORTH FWY HOUSTON, TX 77090-4907	2108286 Dealer Inventory	Over 65 Veteran Installment Code	No No N
--	-----------------------------	--	---------------

17815 NORTH FWY ; 77090

							Due Apr, 2025		Due May, 2025		Due Jun, 2025	
Year	Stmt Date	Delq Date	Code	Taxes	Penalties	Payments	Del. P&I	Due	Del. P&I	Due	Del. P&I	Due
2024	10/24/2024	2/1/2025		29,160.82	0.00	23,454.74	1,894.42	7,600.50	2,031.36	7,737.44	2,168.31	7,874.39
Payment Date		Payment Amt		Escrow		Penalties		Del. P&I	Atty Fees	Other Fees	Refund	
1/31/2025		23,454.74		0.00		23,454.74		0.00	0.00	0.00	0.00	

2115102 THE UPS STORE WABASH LTD 1380 AUDUBON PL BEAUMONT, TX 77706-3302	2115102 Business Personal Property CMP F&F INV M&E	Over 65 Veteran Installment Code	No No N
--	--	--	---------------

00040 FM 1960 RD W ; 77090

Year	Stmt Date	Delq Date	Code	Taxes	Penalties	Payments	Due Apr, 2025		Due May, 2025		Due Jun, 2025	
							Del. P&I	Due	Del. P&I	Due	Del. P&I	Due
2024	10/24/2024	2/1/2025		20.91	2.09	0.00	7.64	30.64	8.19	31.19	8.74	31.74

Account No/Name/Address	Cad No/Property Descr.		
2115412 QUALITY ASSURED INCOME TAX 415 HOLLOW TREE LN HOUSTON, TX 77090-2805	2115412 Business Personal Property CMP F&F M&E SUP	Over 65 Veteran Installment Code	No No N

00415 HOLLOW TREE LN ; 77090

Year	Stmt Date	Delq Date	Code	Taxes	Penalties	Payments	Due Apr, 2025		Due May, 2025		Due Jun, 2025	
							Del. P&I	Due	Del. P&I	Due	Del. P&I	Due
2024	10/24/2024	2/1/2025		31.80	3.18	0.00	11.62	46.60	12.46	47.44	13.30	48.28
2023	10/30/2023	2/1/2024		31.80	3.18	0.00	18.32	53.30	18.74	53.72	19.16	54.14
2022	10/21/2022	2/1/2023		27.96	2.80	0.00	20.55	51.31	20.91	51.67	21.28	52.04
2021	12/15/2021	2/1/2022		28.29	2.83	0.00	25.27	56.39	25.64	56.76	26.01	57.13
2020	10/15/2020	2/2/2021	L	30.70	3.07	0.00	32.29	66.06	32.69	66.46	33.09	66.86
Lawsuit: 6/7/2021												
2019	10/18/2019	2/1/2020	L	30.70	3.07	0.00	37.15	70.92	37.56	71.33	37.95	71.72
Lawsuit: 6/7/2021												
2018	10/18/2018	2/1/2019	L	30.70	3.07	0.00	42.01	75.78	42.42	76.19	42.83	76.60
Lawsuit: 3/12/2019												
2017	10/20/2017	2/1/2018	L	30.70	3.07	0.00	46.87	80.64	47.28	81.05	47.69	81.46
Lawsuit: 3/12/2019												
Totals				242.65	24.27	0.00	234.08	501.00	237.70	504.62	241.31	508.23

2115450 CYPRESS BEAUTY SUPPLY CHO MYUNG 366 CYPRESS CREEK PKWY HOUSTON, TX 77090-3518	2115450 Business Personal Property CMP F&F INV M&E SUP	Over 65 Veteran Installment Code	No No N
---	--	--	---------------

00366 FM 1960 RD W ; 77090

Year	Stmt Date	Delq Date	Code	Taxes	Penalties	Payments	Due Apr, 2025		Due May, 2025		Due Jun, 2025	
							Del. P&I	Due	Del. P&I	Due	Del. P&I	Due
2024	10/24/2024	2/1/2025		760.02	76.00	0.00	277.56	1,113.58	297.62	1,133.64	317.68	1,153.70
2023	10/30/2023	2/1/2024	L	738.18	0.00	0.00	386.81	1,124.99	395.66	1,133.84	404.52	1,142.70
Lawsuit: 7/31/2024												
Totals				1,498.20	76.00	0.00	664.37	2,238.57	693.28	2,267.48	722.20	2,296.40

2115552 ANAND BALASUBRAMANIAN MD PA PO BOX 90967 HOUSTON, TX 77290-0967	2115552 Business Personal Property CMP F&F M&E SUP	Over 65 Veteran Installment Code	No No N
--	--	--	---------------

01125 CYPRESS STATION DR ; 77090 ; 77090

Year	Stmt Date	Delq Date	Code	Taxes	Penalties	Payments	Due Apr, 2025		Due May, 2025		Due Jun, 2025	
							Del. P&I	Due	Del. P&I	Due	Del. P&I	Due
2024	10/24/2024	2/1/2025		127.74	0.00	0.00	42.41	170.15	45.48	173.22	48.54	176.28

2116530 REGIONAL DIGESTIVE CONSULTANTS P.A. DR SHAILAJA S. BEHARA PO BOX 132889 THE WOODLANDS, TX 77393-2889	2116530 Business Personal Property CMP F&F M&E SUP	Over 65 Veteran Installment Code	No No N
--	--	--	---------------

01125 CYPRESS STATION DR ; 77090

Year	Stmt Date	Delq Date	Code	Taxes	Penalties	Payments	Due Apr, 2025		Due May, 2025		Due Jun, 2025	
							Del. P&I	Due	Del. P&I	Due	Del. P&I	Due
2024	10/24/2024	2/1/2025		72.35	7.24	0.00	26.42	106.01	28.34	107.93	30.25	109.84
2023	10/30/2023	2/1/2024		72.35	7.24	0.00	41.71	121.30	42.67	122.26	43.61	123.20
2022	10/21/2022	2/1/2023		63.62	6.36	0.00	46.74	116.72	47.58	117.56	48.42	118.40
Totals				208.32	20.84	0.00	114.87	344.03	118.59	347.75	122.28	351.44

2116603 OMAR TAQIEDDIN DBA UNITED OMAR TAQIEDDIN PO BOX 3125 SPRING, TX 77383-3125	2116603 Vehicles VHCLS	Over 65 Veteran Installment Code	No No N
--	------------------------------	--	---------------

00040 FM 1960 RD W ; 77090

Year	Stmt Date	Delq Date	Code	Taxes	Penalties	Payments	Due Apr, 2025		Due May, 2025		Due Jun, 2025	
							Del. P&I	Due	Del. P&I	Due	Del. P&I	Due
2018	10/8/2020	2/1/2019		74.02	7.40	0.00	101.29	182.71	102.26	183.68	103.24	184.66
2017	7/14/2020	2/1/2018		44.10	4.41	0.00	67.33	115.84	67.91	116.42	68.50	117.01
2016	10/8/2020	2/1/2017	L	132.44	13.24	0.00	223.18	368.86	224.93	370.61	226.68	372.36
Lawsuit: 1/26/2017												
2015	8/19/2020	2/2/2016	L	157.67	15.77	0.00	290.68	464.12	292.77	466.21	294.85	468.29
Lawsuit: 1/26/2017												
2014	10/17/2014	2/3/2015	L	302.92	30.29	0.00	606.44	939.65	610.45	943.66	614.44	947.65
Lawsuit: 1/26/2017												
2013	10/17/2013	2/1/2014	L	347.10	34.71	0.00	749.87	1,131.68	754.46	1,136.27	759.04	1,140.85
Lawsuit: 2/14/2014												
2012	3/18/2013	2/1/2013	L	420.72	42.07	0.00	975.57	1,438.36	981.11	1,443.90	986.67	1,449.46
Lawsuit: 2/14/2014												
2011	10/22/2011	2/1/2012	L	339.60	33.96	0.00	841.26	1,214.82	845.74	1,219.30	850.22	1,223.78

Account No/Name/Address				Cad No/Property Descr.							
2010	Lawsuit: 6/15/2012										
	10/1/2010	2/1/2011	L	242.55	24.26	0.00	639.27	906.08	642.48	909.29	912.49
	Lawsuit: 6/14/2012										
	Totals			2,061.12	206.11	0.00	4,494.89	6,762.12	4,522.11	6,789.34	6,816.55

2117312  
NAZ BEAUTY SALON  
SEHBA NAZ ENTERPRISES LLC  
376 CYPRESS CREEK PKWY STE E  
HOUSTON, TX 77090-3507

2117312  
Business Personal Property  
F&F M&E

Over 65  
Veteran  
Installment Code

No  
No  
N

00376 FM 1960 RD W ; 77090

Year	Stmt Date	Delq Date	Code	Taxes	Penalties	Payments	Due Apr, 2025		Due May, 2025		Due Jun, 2025	
							Del. P&I	Due	Del. P&I	Due	Del. P&I	Due
2024	10/24/2024	2/1/2025		21.13	2.11	0.00	7.72	30.96	8.27	31.51	8.84	32.08
2023	10/30/2023	2/1/2024		21.13	2.11	0.00	12.17	35.41	12.46	35.70	12.74	35.98
2021	2/6/2022	3/1/2022		18.80	1.88	0.00	16.54	37.22	16.80	37.48	17.04	37.72
	Totals			61.06	6.10	0.00	36.43	103.59	37.53	104.69	38.62	105.78

2125653  
TEKMEDIA COMMUNICATIONS INC  
40 CYPRESS CREEK PKWY STE 438  
HOUSTON, TX 77090-3530

2125653  
Business Personal Property  
CMP F&F M&E SUP

Over 65  
Veteran  
Installment Code

No  
No  
N

00040 FM 1960 RD W ; 77090

Year	Stmt Date	Delq Date	Code	Taxes	Penalties	Payments	Due Apr, 2025		Due May, 2025		Due Jun, 2025	
							Del. P&I	Due	Del. P&I	Due	Del. P&I	Due
2020	10/15/2020	2/2/2021		14.91	1.49	0.00	15.68	32.08	15.88	32.28	16.07	32.47
2019	10/18/2019	2/1/2020		14.91	1.49	0.00	18.04	34.44	18.23	34.63	18.44	34.84
2018	10/18/2018	2/1/2019		14.91	1.49	0.00	20.40	36.80	20.60	37.00	20.80	37.20
2017	10/20/2017	2/1/2018		14.91	1.49	0.00	22.77	39.17	22.96	39.36	23.15	39.55
	Totals			59.64	5.96	0.00	76.89	142.49	77.67	143.27	78.46	144.06

2152811  
UNITED AUTO TOWING INC  
40 FM 1960 W UNIT 259  
HOUSTON, TX 77090-3530

2152811  
Vehicles  
VHCLS

Over 65  
Veteran  
Installment Code

No  
No  
N

00040 FM 1960 RD W ; 77090

Year	Stmt Date	Delq Date	Code	Taxes	Penalties	Payments	Due Apr, 2025		Due May, 2025		Due Jun, 2025	
							Del. P&I	Due	Del. P&I	Due	Del. P&I	Due
2024	10/24/2024	2/1/2025		265.34	26.53	0.00	96.91	388.78	103.90	395.77	110.91	402.78
2023	10/30/2023	2/1/2024	L	314.57	31.46	0.00	181.32	527.35	185.47	531.50	189.63	535.66
	Lawsuit: 11/24/2021											
2022	10/21/2022	2/1/2023	L	507.37	50.74	0.00	372.81	930.92	379.51	937.62	386.22	944.33
	Lawsuit: 11/24/2021											
2021	9/30/2021	2/1/2022	L	495.31	49.53	0.00	442.41	987.25	448.95	993.79	455.49	1,000.33
	Lawsuit: 11/24/2021											
2020	10/15/2020	2/2/2021	L	582.47	58.25	0.00	612.52	1,253.24	620.22	1,260.94	627.91	1,268.63
	Lawsuit: 11/24/2021											
2019	7/15/2020	5/1/2020	L	32.15	3.22	0.00	37.64	73.01	38.06	73.43	38.48	73.85
	Lawsuit: 11/24/2021											
2018	3/19/2019	5/1/2019	L	76.64	7.66	0.00	101.83	186.13	102.85	187.15	103.86	188.16
	Lawsuit: 11/24/2021											
2017	10/20/2017	2/1/2018	L	191.07	19.11	0.00	291.73	501.91	294.25	504.43	296.77	506.95
	Lawsuit: 11/24/2021											
2016	10/20/2016	2/1/2017	L	186.25	18.62	0.00	313.87	518.74	316.31	521.18	318.77	523.64
	Lawsuit: 1/26/2017											
2015	10/15/2015	2/2/2016	L	221.72	22.17	0.00	408.75	652.64	411.68	655.57	414.61	658.50
	Lawsuit: 1/26/2017											
2014	10/17/2014	2/3/2015	L	262.78	26.28	0.00	526.09	815.15	529.56	818.62	533.02	822.08
	Lawsuit: 1/26/2017											
2013	10/17/2013	2/1/2014	L	301.10	30.11	0.00	650.50	981.71	654.47	985.68	658.44	989.65
	Lawsuit: 2/14/2014											
2012	4/11/2013	6/1/2013	L	279.30	27.93	0.00	632.90	940.13	636.58	943.81	640.27	947.50
	Lawsuit: 2/14/2014											
	Totals			3,716.07	371.61	0.00	4,669.28	8,756.96	4,721.81	8,809.49	4,774.38	8,862.06

2154147  
ADVANCED CARDIOVASCULAR CARE CENTER  
1125 CYPRESS STATION DR STE H-1  
HOUSTON, TX 77090-3054

2154147  
Business Personal Property  
CMP F&F M&E SUP

Over 65  
Veteran  
Installment Code

No  
No  
N

01125 CYPRESS STATION DR ; 77090 ; 77090

Year	Stmt Date	Delq Date	Code	Taxes	Penalties	Payments	Due Apr, 2025		Due May, 2025		Due Jun, 2025	
							Del. P&I	Due	Del. P&I	Due	Del. P&I	Due
2024	10/24/2024	2/1/2025		86.06	0.00	0.00	28.58	114.64	30.64	116.70	32.70	118.76
2023	1/24/2024	3/1/2024		86.06	0.00	0.00	44.07	130.13	45.10	131.16	46.13	132.19
	Totals			172.12	0.00	0.00	72.65	244.77	75.74	247.86	78.83	250.95

Account No/Name/Address	Cad No/Property Descr.	Over 65	No
2178736 LUIS A CASTRO 40 CYPRESS CREEK PKWY STE 314 HOUSTON, TX 77090-3530	2178736 Vehicles VHCLS	Veteran Installment Code	No No N

00040 FM 1960 RD ; 77090

Year	Stmt Date	Delq Date	Code	Taxes	Penalties	Payments	Due Apr, 2025		Due May, 2025		Due Jun, 2025	
							Del. P&I	Due	Del. P&I	Due	Del. P&I	Due
2024	10/24/2024	2/1/2025		160.99	16.10	0.00	58.79	235.88	63.04	240.13	67.29	244.38
2023	10/30/2023	2/1/2024	L	270.76	27.08	0.00	156.07	453.91	159.65	457.49	163.21	461.05
	Lawsuit: 7/31/2023											
2022	10/21/2022	2/1/2023		151.22	15.12	0.00	111.11	277.45	113.12	279.46	115.11	281.45
2021	9/30/2021	2/1/2022		22.20	2.22	0.00	19.82	44.24	20.12	44.54	20.41	44.83
2020	10/15/2020	2/2/2021		34.03	3.40	0.00	35.78	73.21	36.24	73.67	36.68	74.11
	Totals			639.20	63.92	0.00	381.57	1,084.69	392.17	1,095.29	402.70	1,105.82

2180938 UNITED AUTO TOWING INC 40 FM 1960 W UNIT 259 HOUSTON, TX 77090-3530	2180938 Vehicles VHCLS	Over 65 Veteran Installment Code	No No N
--	------------------------------	--	---------------

00040 FM 1960 W ; 77090

Year	Stmt Date	Delq Date	Code	Taxes	Penalties	Payments	Due Apr, 2025		Due May, 2025		Due Jun, 2025	
							Del. P&I	Due	Del. P&I	Due	Del. P&I	Due
2017	10/20/2017	2/1/2018	L	48.45	4.84	0.00	73.97	127.26	74.61	127.90	75.24	128.53
	Lawsuit: 6/8/2021											
2016	10/20/2016	2/1/2017	L	35.32	3.53	0.00	59.51	98.36	59.98	98.83	60.45	99.30
	Lawsuit: 6/7/2021											
2015	10/15/2015	2/2/2016	L	42.05	4.20	0.00	77.52	123.77	78.07	124.32	78.62	124.87
	Lawsuit: 6/7/2021											
2014	10/17/2014	2/3/2015	L	49.84	4.98	0.00	99.78	154.60	100.44	155.26	101.08	155.90
	Lawsuit: 6/7/2021											
2013	3/24/2014	5/1/2014	L	57.11	5.71	0.00	121.12	183.94	121.87	184.69	122.63	185.45
	Lawsuit: 6/7/2021											
	Totals			232.77	23.26	0.00	431.90	687.93	434.97	691.00	438.02	694.05

2193706 PATE TARABORELLI PARTNERS LP C/O JENNIE N TARABORELLI PO BOX 9389 SPRING, TX 77387-9389	2193706 Business Personal Property CMP F&F M&E MISC ASSETS	Over 65 Veteran Installment Code	No No N
---	--	--	---------------

00616 FM 1960 RD W ; 77090

Year	Stmt Date	Delq Date	Code	Taxes	Penalties	Payments	Due Apr, 2025		Due May, 2025		Due Jun, 2025	
							Del. P&I	Due	Del. P&I	Due	Del. P&I	Due
2022	10/21/2022	2/1/2023	L	44.83	4.48	0.00	32.94	82.25	33.53	82.84	34.13	83.44
	Lawsuit: 4/26/2023											
2021	9/30/2021	2/1/2022		45.36	4.54	0.00	40.52	90.42	41.12	91.02	41.72	91.62
2020	10/15/2020	2/2/2021		49.23	4.92	0.00	51.76	105.91	52.42	106.57	53.07	107.22
2019	11/18/2019	2/1/2020		49.23	4.92	0.00	59.56	113.71	60.21	114.36	60.87	115.02
	Totals			188.65	18.86	0.00	184.78	392.29	187.28	394.79	189.79	397.30

2216912 TIGER TECHNICAL SERVICES TIGER TECHNICAL SERVICES LLC 3419 MOURNING DOVE DR SPRING, TX 77388-3360	2216912 Business Personal Property CMP F&F M&E SUP	Over 65 Veteran Installment Code	No No N
---	--	--	---------------

00305 WELLS FARGO DR ; 77090

Year	Stmt Date	Delq Date	Code	Taxes	Penalties	Payments	Due Apr, 2025		Due May, 2025		Due Jun, 2025	
							Del. P&I	Due	Del. P&I	Due	Del. P&I	Due
2024	10/24/2024	2/1/2025		63.13	6.31	0.00	23.06	92.50	24.72	94.16	26.39	95.83

2217225 A.C.E CENTER/ SYMMETRY CORP ALYTIS LLC PO BOX 93202 AUSTIN, TX 78709-3202	2217225 Business Personal Property CMP F&F M&E SUP	Over 65 Veteran Installment Code	No No N
---	--	--	---------------

00110 CYPRESS STATION DR ; 77090

Year	Stmt Date	Delq Date	Code	Taxes	Penalties	Payments	Due Apr, 2025		Due May, 2025		Due Jun, 2025	
							Del. P&I	Due	Del. P&I	Due	Del. P&I	Due
2020	10/27/2020	2/2/2021		70.62	7.06	0.00	74.26	151.94	75.20	152.88	76.12	153.80

2217891 BOOST MOBILE K UNLIMITED WIRELESS INC 4012 INSPIRATION CIR CARROLLTON, TX 75010-6399	2217891 Business Personal Property INV SUP	Over 65 Veteran Installment Code	No No N
--	--	--	---------------

00024 FM 1960 RD W ; 77090

Year	Stmt Date	Delq Date	Code	Taxes	Penalties	Payments	Due Apr, 2025		Due May, 2025		Due Jun, 2025	
							Del. P&I	Due	Del. P&I	Due	Del. P&I	Due
2020	10/15/2020	2/2/2021	L	12.70	1.27	0.00	13.35	27.32	13.52	27.49	13.69	27.66

Account No/Name/Address				Cad No/Property Descr.									
2019	Lawsuit: 6/7/2021			L	12.70	1.27	0.00	15.37	29.34	15.54	29.51	15.71	29.68
	10/18/2019	2/1/2020											
2018	Lawsuit: 6/7/2021			L	12.46	1.25	0.00	16.72	30.43	16.89	30.60	17.06	30.77
	2/26/2019	4/2/2019											
Lawsuit: 6/7/2021													
Totals					37.86	3.79	0.00	45.44	87.09	45.95	87.60	46.46	88.11
2217894				2217894				Over 65		No			
TIFFANI CHANEL LUXURY HAIR				Business Personal Property				Veteran		No			
TIFFANI CHANNELS BEAUTY SUPPLY INC				CMP F&F M&E SUP				Installment Code		N			
26 CYPRESS CREEK PKWY													
HOUSTON, TX 77090-3530													
00026 FM 1960 RD W ; 77090													
								Due Apr, 2025		Due May, 2025		Due Jun, 2025	
Year	Stmt Date	Delq Date	Code	Taxes	Penalties	Payments	Del. P&I	Due	Del. P&I	Due	Del. P&I	Due	
2020	10/15/2020	2/2/2021		9.48	0.95	0.00	9.97	20.40	10.10	20.53	10.22	20.65	
2019	10/18/2019	2/1/2020		9.48	0.95	0.00	11.47	21.90	11.60	22.03	11.72	22.15	
Totals				18.96	1.90	0.00	21.44	42.30	21.70	42.56	21.94	42.80	
2218022				2218022				Over 65		No			
ADVANTAGE FINANCE LLC				Business Personal Property				Veteran		No			
616 CYPRESS CREEK PKWY STE 680				CMP F&F M&E SUP				Installment Code		N			
HOUSTON, TX 77090-3025													
00616 FM 1960 RD W ; 77090													
								Due Apr, 2025		Due May, 2025		Due Jun, 2025	
Year	Stmt Date	Delq Date	Code	Taxes	Penalties	Payments	Del. P&I	Due	Del. P&I	Due	Del. P&I	Due	
2024	10/24/2024	2/1/2025		42.72	4.27	0.00	15.60	62.59	16.73	63.72	17.86	64.85	
2238993				2238993				Over 65		No			
AUTO CHECK 9				Business Personal Property				Veteran		No			
WEIDENHEFT ENTERPRISES LLC				CMP F&F INV M&E				Installment Code		N			
1539 CYPRESS STATION DR													
HOUSTON, TX 77090-4004													
01539 CYPRESS STATION DR ; 77090													
								Due Apr, 2025		Due May, 2025		Due Jun, 2025	
Year	Stmt Date	Delq Date	Code	Taxes	Penalties	Payments	Del. P&I	Due	Del. P&I	Due	Del. P&I	Due	
2024	10/24/2024	2/1/2025		78.44	7.84	0.00	28.64	114.92	30.72	117.00	32.78	119.06	
2023	10/30/2023	2/1/2024		76.85	7.68	0.00	44.29	128.82	45.31	129.84	46.32	130.85	
Totals				155.29	15.52	0.00	72.93	243.74	76.03	246.84	79.10	249.91	
2291087				2291087				Over 65		No			
INTERSTATE 45 BINGO				Business Personal Property				Veteran		No			
THE DAILY GROUP II / INTERSTATE 45 BINGO				CMP F&F M&E SUP				Installment Code		N			
825 USENER ST APT 919													
HOUSTON, TX 77009-7441													
00217 FM 1960 RD W ; 77090 ; 77090													
								Due Apr, 2025		Due May, 2025		Due Jun, 2025	
Year	Stmt Date	Delq Date	Code	Taxes	Penalties	Payments	Del. P&I	Due	Del. P&I	Due	Del. P&I	Due	
2024	10/24/2024	2/1/2025		95.20	9.52	0.00	34.77	139.49	37.28	142.00	39.80	144.52	
2292930				2292930				Over 65		No			
CARL'S JR				Business Personal Property				Veteran		No			
ZT QSR FUND LP				CMP F&F INV M&E SUP				Installment Code		N			
10620 STEBBINS CIRCLE STE A													
HOUSTON, TX 77043-3244													
00510 FM 1960 RD W ; 77090													
								Due Apr, 2025		Due May, 2025		Due Jun, 2025	
Year	Stmt Date	Delq Date	Code	Taxes	Penalties	Payments	Del. P&I	Due	Del. P&I	Due	Del. P&I	Due	
2020	10/15/2020	2/2/2021	L	235.14	23.51	0.00	247.27	505.92	250.38	509.03	253.47	512.12	
Lawsuit: 6/7/2021													
2019	10/18/2019	2/1/2020	L	235.14	0.00	0.00	258.66	493.80	261.48	496.62	264.30	499.44	
Lawsuit: 7/6/2020													
Totals				470.28	23.51	0.00	505.93	999.72	511.86	1,005.65	517.77	1,011.56	
2297608				2297608				Over 65		No			
STARS NAIL & SPA				Business Personal Property				Veteran		No			
STAR ISLAND 16 LLC				CMP F&F INV M&E				Installment Code		N			
32 FM 1960 RD W													
HOUSTON, TX 77090-3530													
00032 FM 1960 RD W ; 77090													
								Due Apr, 2025		Due May, 2025		Due Jun, 2025	
Year	Stmt Date	Delq Date	Code	Taxes	Penalties	Payments	Del. P&I	Due	Del. P&I	Due	Del. P&I	Due	
2024	10/24/2024	2/1/2025		23.05	2.30	0.00	8.42	33.77	9.03	34.38	9.63	34.98	

Account No/Name/Address								Cad No/Property Descr.					
2297616 ARMOUR FITNESS HILARIO AMEZCUA 6418 HARDWOOD DALE WAY HUMBLE, TX 77338-1368								2297616 Business Personal Property CMP F&F M&E SUP				Over 65 Veteran Installment Code	No No N
								00038 FM 1960 RD W ; 77090					
								Due Apr, 2025		Due May, 2025		Due Jun, 2025	
Year	Stmt Date	Delq Date	Code	Taxes	Penalties	Payments		Del. P&I	Due	Del. P&I	Due	Del. P&I	Due
2020	10/15/2020	2/2/2021	L	249.18	24.92	0.00		262.04	536.14	265.32	539.42	268.61	542.71
Lawsuit: 3/12/2021													
2019	11/18/2019	2/1/2020	L	249.18	24.92	0.00		301.52	575.62	304.80	578.90	308.09	582.19
Lawsuit: 7/6/2020													
Totals				498.36	49.84	0.00		563.56	1,111.76	570.12	1,118.32	576.70	1,124.90
2297688 DIRT CHEAP - SPRING CHANNEL CONTROL MERCHANTS OF TEXAS LLC PO BOX 711 HATTIESBURG, MS 39403-0711								2297688 Business Personal Property CMP F&F INV M&E				Over 65 Veteran Installment Code	No No N
								00310 FM 1960 RD W ; 77090					
								Due Apr, 2025		Due May, 2025		Due Jun, 2025	
Year	Stmt Date	Delq Date	Code	Taxes	Penalties	Payments		Del. P&I	Due	Del. P&I	Due	Del. P&I	Due
2024	10/24/2024	2/1/2025	B	1,882.68	188.27	0.00		687.55	2,758.50	737.25	2,808.20	786.96	2,857.91
Bankruptcy: 10/10/2024													
2297742 FARMERS INSURANCE - BRAIN ISENHOWER INS BRIAN ISENHOWER AND MELANIE ZERMENO 616 CYPRESS CREEK PKWY STE 325 HOUSTON, TX 77090-3038								2297742 Business Personal Property CMP F&F M&E SUP				Over 65 Veteran Installment Code	No No N
								00616 FM 1960 RD W ; 77090					
								Due Apr, 2025		Due May, 2025		Due Jun, 2025	
Year	Stmt Date	Delq Date	Code	Taxes	Penalties	Payments		Del. P&I	Due	Del. P&I	Due	Del. P&I	Due
2020	10/15/2020	2/2/2021		14.95	1.50	0.00		15.72	32.17	15.93	32.38	16.12	32.57
2019	10/18/2019	2/1/2020		14.95	1.50	0.00		18.10	34.55	18.29	34.74	18.49	34.94
Totals				29.90	3.00	0.00		33.82	66.72	34.22	67.12	34.61	67.51
2297746 A-LINE LOGISTICS INC 616 CYPRESS CREEK PKWY STE 415 HOUSTON, TX 77090-3028								2297746 Business Personal Property CMP F&F M&E SUP				Over 65 Veteran Installment Code	No No N
								00616 FM 1960 RD W ; 77090					
								Due Apr, 2025		Due May, 2025		Due Jun, 2025	
Year	Stmt Date	Delq Date	Code	Taxes	Penalties	Payments		Del. P&I	Due	Del. P&I	Due	Del. P&I	Due
2024	10/24/2024	2/1/2025		14.55	1.46	0.00		5.31	21.32	5.70	21.71	6.08	22.09
2297755 D & B INSURANCE GROUP INC D AND B INSURANCE GROUP INC 19403 BRITTANY CREEK DR SPRING, TX 77388-3121								2297755 Business Personal Property CMP F&F M&E SUP				Over 65 Veteran Installment Code	No No N
								01125 CYPRESS STATION DR ; 77090 ; 77090					
								Due Apr, 2025		Due May, 2025		Due Jun, 2025	
Year	Stmt Date	Delq Date	Code	Taxes	Penalties	Payments		Del. P&I	Due	Del. P&I	Due	Del. P&I	Due
2024	10/24/2024	2/1/2025		13.66	1.37	0.00		4.99	20.02	5.35	20.38	5.71	20.74
2023	10/30/2023	2/1/2024		13.66	0.00	0.00		7.16	20.82	7.32	20.98	7.48	21.14
2022	10/21/2022	2/1/2023		15.72	1.57	0.00		11.55	28.84	11.76	29.05	11.97	29.26
2021	9/30/2021	2/1/2022		15.91	1.59	0.00		14.20	31.70	14.42	31.92	14.64	32.14
2020	10/15/2020	2/2/2021		17.26	1.73	0.00		18.15	37.14	18.38	37.37	18.61	37.60
2019	10/18/2019	2/1/2020		17.26	1.73	0.00		20.89	39.88	21.11	40.10	21.34	40.33
2018	1/16/2019	3/1/2019		17.26	1.73	0.00		23.39	42.38	23.62	42.61	23.85	42.84
2017	12/19/2018	2/1/2020		18.47	1.85	0.00		28.21	48.53	28.45	48.77	28.69	49.01
Totals				129.20	11.57	0.00		128.54	269.31	130.41	271.18	132.29	273.06
2297758 VIBRANT COMPRENSIVE SERVICES VIBRANT COMPRENSIVE SERVICES LLC 6311 E BALSAM FIR CIR SPRING, TX 77386-3973								2297758 Business Personal Property CMP F&F M&E SUP				Over 65 Veteran Installment Code	No No N
								00616 FM 1960 RD W ; 77090 ; 77090					
								Due Apr, 2025		Due May, 2025		Due Jun, 2025	
Year	Stmt Date	Delq Date	Code	Taxes	Penalties	Payments		Del. P&I	Due	Del. P&I	Due	Del. P&I	Due
2024	10/24/2024	2/1/2025		33.61	3.36	0.00		12.28	49.25	13.17	50.14	14.05	51.02

Account No/Name/Address	Cad No/Property Descr.	Over 65	No
2297763	2297763		
MASTER BARBERS & STYLISTS	Business Personal Property	Veteran	No
HAMID BILAL ABDULLAH	CMP F&F M&E SUP	Installment Code	N
12002 JILLIAN CROSSING			
HOUSTON, TX 77067-1625			

00376 FM 1960 RD W ; 77090 ; 77090

Year	Stmt Date	Delq Date	Code	Taxes	Penalties	Payments	Due Apr, 2025		Due May, 2025		Due Jun, 2025	
							Del. P&I	Due	Del. P&I	Due	Del. P&I	Due
2024	10/24/2024	2/1/2025		10.85	1.08	0.00	3.96	15.89	4.25	16.18	4.53	16.46
2023	10/30/2023	2/1/2024		10.85	1.08	0.00	6.25	18.18	6.39	18.32	6.54	18.47
2022	10/21/2022	2/1/2023		9.54	0.95	0.00	7.01	17.50	7.14	17.63	7.26	17.75
2021	12/15/2021	2/1/2022		9.66	0.97	0.00	8.63	19.26	8.76	19.39	8.88	19.51
2020	10/15/2020	2/2/2021		10.48	1.05	0.00	11.02	22.55	11.16	22.69	11.29	22.82
2019	10/18/2019	2/1/2020		10.48	1.05	0.00	12.69	24.22	12.82	24.35	12.96	24.49
2018	1/16/2019	3/1/2019		10.48	0.00	0.00	12.91	23.39	13.04	23.52	13.16	23.64
2017	12/19/2018	2/1/2020		10.48	1.05	0.00	16.00	27.53	16.14	27.67	16.29	27.82
Totals				82.82	7.23	0.00	78.47	168.52	79.70	169.75	80.91	170.96

2297768	2297768	Over 65	No
HOUSE OF FADES HOUSTON	Business Personal Property	Veteran	No
ALDO GUSTAVO GALICIA-GONZALEZ	CMP F&F M&E SUP	Installment Code	N
7715 VETERANS MEMORIAL DR STE C			
HOUSTON, TX 77088			

00566 FM 1960 RD W ; 77090 ; 77090

Year	Stmt Date	Delq Date	Code	Taxes	Penalties	Payments	Due Apr, 2025		Due May, 2025		Due Jun, 2025	
							Del. P&I	Due	Del. P&I	Due	Del. P&I	Due
2024	10/24/2024	2/1/2025		10.92	1.09	0.00	3.99	16.00	4.27	16.28	4.56	16.57
2023	1/24/2024	3/1/2024		10.92	1.09	0.00	6.15	18.16	6.29	18.30	6.43	18.44
2022	10/21/2022	2/1/2023		9.60	0.96	0.00	7.06	17.62	7.18	17.74	7.31	17.87
2021	12/15/2021	2/1/2022		9.71	0.97	0.00	8.68	19.36	8.80	19.48	8.93	19.61
2020	10/15/2020	2/2/2021		10.54	1.05	0.00	11.08	22.67	11.22	22.81	11.35	22.94
2019	10/18/2019	2/1/2020		10.54	1.05	0.00	12.75	24.34	12.89	24.48	13.02	24.61
Totals				62.23	6.21	0.00	49.71	118.15	50.65	119.09	51.60	120.04

2297902	2297902	Over 65	No
ANGEL'S KITCHEN	Business Personal Property	Veteran	No
EUGENE BRIAN WILSON	CMP F&F INV M&E	Installment Code	N
25911 KYREN LN			
SPRING, TX 77389-3146			

00636 CYPRESS STATION DR ; 77090

Year	Stmt Date	Delq Date	Code	Taxes	Penalties	Payments	Due Apr, 2025		Due May, 2025		Due Jun, 2025	
							Del. P&I	Due	Del. P&I	Due	Del. P&I	Due
2022	10/21/2022	2/1/2023		63.84	6.38	0.00	46.91	117.13	47.75	117.97	48.59	118.81

2298050	2298050	Over 65	No
TREASUREZ FOR LESS	Business Personal Property	Veteran	No
BRIAN A PAWLOWSKI	CMP F&F INV M&E MISC ASSETS	Installment Code	N
2235 STABLERIDGE DR			
CONROE, TX 77384-3362			

00303 WELLS FARGO DR ; 77090

Year	Stmt Date	Delq Date	Code	Taxes	Penalties	Payments	Due Apr, 2025		Due May, 2025		Due Jun, 2025	
							Del. P&I	Due	Del. P&I	Due	Del. P&I	Due
2024	10/24/2024	2/1/2025		573.30	57.33	0.00	209.37	840.00	224.50	855.13	239.63	870.26

2298063	2298063	Over 65	No
GREATER TEXAS EMS	Business Personal Property	Veteran	No
PO BOX 2862	CMP F&F M&E SUP	Installment Code	N
SPRING, TX 77383-2862			

00305 WELLS FARGO DR ; 77090

Year	Stmt Date	Delq Date	Code	Taxes	Penalties	Payments	Due Apr, 2025		Due May, 2025		Due Jun, 2025	
							Del. P&I	Due	Del. P&I	Due	Del. P&I	Due
2020	10/15/2020	2/2/2021		14.00	1.40	0.00	14.72	30.12	14.91	30.31	15.09	30.49
2019	10/18/2019	2/1/2020		14.00	1.40	0.00	16.94	32.34	17.12	32.52	17.31	32.71
2018	1/16/2019	3/1/2019		14.00	1.40	0.00	18.97	34.37	19.16	34.56	19.34	34.74
2017	4/17/2019	2/1/2020		14.00	1.40	0.00	21.38	36.78	21.56	36.96	21.74	37.14
2016	2/26/2019	2/1/2020		14.00	1.40	0.00	23.59	38.99	23.78	39.18	23.96	39.36
Totals				70.00	7.00	0.00	95.60	172.60	96.53	173.53	97.44	174.44

2298651	2298651	Over 65	No
SKIN ENVY	Business Personal Property	Veteran	No
LIZETTE E SANDOVAL	CMP F&F INV M&E	Installment Code	N
335 CYPRESS CREEK PKWY STE B			
HOUSTON, TX 77090-3517			

00335 FM 1960 RD W ; 77090

Year	Stmt Date	Delq Date	Code	Taxes	Penalties	Payments	Due Apr, 2025		Due May, 2025		Due Jun, 2025	
							Del. P&I	Due	Del. P&I	Due	Del. P&I	Due
2020	10/15/2020	2/2/2021		14.86	1.49	0.00	15.63	31.98	15.82	32.17	16.03	32.38



Account No/Name/Address				Cad No/Property Descr.									
2298653 JACKSON HEWITT TAX SERVICE 342 CYPRESS CREEK PARKWAY SUITE A HOUSTON, TX 77090-3518				2298653 Business Personal Property CMP F&F M&E SUP				Over 65	No				
								Veteran	No				
								Installment Code	N				
00342 FM 1960 RD W ; 77090 ; 77090													
						Due Apr, 2025		Due May, 2025		Due Jun, 2025			
Year	Stmt Date	Delq Date	Code	Taxes	Penalties	Payments	Del. P&I	Due	Del. P&I	Due	Del. P&I	Due	
2024	10/24/2024	2/1/2025		41.20	4.12	0.00	15.05	60.37	16.13	61.45	17.22	62.54	
2302281 PINE OAK CLEANERS NHAN HA 4122 COSTA RICA RD HOUSTON, TX 77092-5503				2302281 Business Personal Property CMP F&F M&E SUP				Over 65	No				
								Veteran	No				
								Installment Code	N				
01340 CYPRESS STATION DR ; 77090													
						Due Apr, 2025		Due May, 2025		Due Jun, 2025			
Year	Stmt Date	Delq Date	Code	Taxes	Penalties	Payments	Del. P&I	Due	Del. P&I	Due	Del. P&I	Due	
2019	10/18/2019	2/1/2020	L	144.81	14.48	0.00	175.22	334.51	177.13	336.42	179.04	338.33	
Lawsuit: 1/29/2020													
2018	4/17/2019	6/1/2019	L	144.81	14.48	0.00	190.51	349.80	192.42	351.71	194.34	353.63	
Lawsuit: 1/29/2020													
Totals				289.62	28.96	0.00	365.73	684.31	369.55	688.13	373.38	691.96	
2309009 A O D XPRESS OSLENDY FERNANDEZ 1000 CYPRESS STATION DR 2901 HOUSTON, TX 77090-2734				2309009 Vehicles VHCLS				Over 65	No				
								Veteran	No				
								Installment Code	N				
01000 CYPRESS STATION DR ; 77090													
						Due Apr, 2025		Due May, 2025		Due Jun, 2025			
Year	Stmt Date	Delq Date	Code	Taxes	Penalties	Payments	Del. P&I	Due	Del. P&I	Due	Del. P&I	Due	
2019	2/25/2020	4/1/2020		77.29	0.00	0.00	83.16	160.45	84.09	161.38	85.02	162.31	
2309940 DJ'S BAR & GRILL SOUTHERN DUTCH GROUP CORP 636 CYPRESS STATION DR HOUSTON, TX 77090-1504				2309940 Business Personal Property CMP F&F INV M&E				Over 65	No				
								Veteran	No				
								Installment Code	N				
00636 CYPRESS STATION DR ; 77090													
						Due Apr, 2025		Due May, 2025		Due Jun, 2025			
Year	Stmt Date	Delq Date	Code	Taxes	Penalties	Payments	Del. P&I	Due	Del. P&I	Due	Del. P&I	Due	
2020	10/27/2020	2/2/2021	L	78.36	7.84	0.00	82.41	168.61	83.44	169.64	84.48	170.68	
Lawsuit: 4/5/2021													
2019	10/18/2019	2/1/2020	L	78.36	7.84	0.00	94.82	181.02	95.85	182.05	96.88	183.08	
Lawsuit: 4/5/2021													
Totals				156.72	15.68	0.00	177.23	349.63	179.29	351.69	181.36	353.76	
2310352 THE GREASY SPOON SOULFOOD BISTRO BOZEMAN MAX HENRY II 622 MANCHESTER TRAIL DR SPRING, TX 77373-8293				2310352 Business Personal Property CMP F&F INV M&E SUP				Over 65	No				
								Veteran	No				
								Installment Code	N				
00636 CYPRESS STATION DR ; 77373													
						Due Apr, 2025		Due May, 2025		Due Jun, 2025			
Year	Stmt Date	Delq Date	Code	Taxes	Penalties	Payments	Del. P&I	Due	Del. P&I	Due	Del. P&I	Due	
2024	10/24/2024	2/1/2025		118.85	11.88	0.00	43.40	174.13	46.53	177.26	49.68	180.41	
2023	10/30/2023	2/1/2024		118.45	11.84	0.00	68.27	198.56	69.83	200.12	71.39	201.68	
2022	10/21/2022	2/1/2023		11.83	1.18	0.00	8.69	21.70	8.84	21.85	9.00	22.01	
2021	11/17/2021	2/1/2022		11.93	1.19	0.00	10.65	23.77	10.81	23.93	10.96	24.08	
Totals				261.06	26.09	0.00	131.01	418.16	136.01	423.16	141.03	428.18	
2314014 EDH TRANSPORT EDWARD HARRIS 289 IRON HORSE RD NEW WAVERLY, TX 77358				2314014 Vehicles VHCLS				Over 65	No				
								Veteran	No				
								Installment Code	N				
00505 WELLS FARGO DR ; 77090 ; 77090													
						Due Apr, 2025		Due May, 2025		Due Jun, 2025			
Year	Stmt Date	Delq Date	Code	Taxes	Penalties	Payments	Del. P&I	Due	Del. P&I	Due	Del. P&I	Due	
2024	10/24/2024	2/1/2025		9.12	0.91	0.00	3.33	13.36	3.57	13.60	3.81	13.84	
2023	10/30/2023	2/1/2024		63.13	6.31	0.00	36.39	105.83	37.22	106.66	38.06	107.50	
Totals				72.25	7.22	0.00	39.72	119.19	40.79	120.26	41.87	121.34	

Account No/Name/Address				Cad No/Property Descr.									
2318479 PARADISE PT NAILS & SPA PHUONG TRAN 4506 KLEINWAY DR HOUSTON, TX 77066-4395				2318479 Business Personal Property CMP F&F INV M&E SUP				Over 65 Veteran Installment Code		No No N			
00376 FM 1960 RD W ; 77090													
Year	Stmt Date	Delq Date	Code	Taxes	Penalties	Payments	Due Apr, 2025		Due May, 2025		Due Jun, 2025		
							Del. P&I	Due	Del. P&I	Due	Del. P&I	Due	
2024	10/24/2024	2/1/2025		171.94	17.19	0.00	62.79	251.92	67.33	256.46	71.87	261.00	
2318586 LUCKY PENNY CYCLES CALCULATED RISK LUCKY PENNY HOUSTON LLC 1839 AIRPORT FWY BEDFORD, TX 76021-5734				2318586 Business Personal Property CMP F&F M&E SUP				Over 65 Veteran Installment Code		No No N			
00235 FM 1960 RD W ; 77090													
Year	Stmt Date	Delq Date	Code	Taxes	Penalties	Payments	Due Apr, 2025		Due May, 2025		Due Jun, 2025		
							Del. P&I	Due	Del. P&I	Due	Del. P&I	Due	
2020	1/25/2023	3/1/2023		5.03	0.50	0.00	3.63	9.16	3.70	9.23	3.76	9.29	
2320152 SOCIAL LACQUER NAIL & BEAUTY LOUNGE ROBIN HACKLEN 636 CYPRESS STATION STE D HOUSTON, TX 77090-1504				2320152 Business Personal Property CMP F&F INV M&E				Over 65 Veteran Installment Code		No No N			
00636 CYPRESS STATION DR ; 77090													
Year	Stmt Date	Delq Date	Code	Taxes	Penalties	Payments	Due Apr, 2025		Due May, 2025		Due Jun, 2025		
							Del. P&I	Due	Del. P&I	Due	Del. P&I	Due	
2020	12/9/2020	2/2/2021		25.24	2.52	0.00	26.54	54.30	26.88	54.64	27.20	54.96	
2320781 FARMERS' INSURANCE BRIAN ISENHOWER 616 CYPRESS CREEK PKY STE 325 HOUSTON, TX 77090-3038				2320781 Business Personal Property CMP F&F M&E SUP				Over 65 Veteran Installment Code		No No N			
00616 FM 1960 RD W ; 77090													
Year	Stmt Date	Delq Date	Code	Taxes	Penalties	Payments	Due Apr, 2025		Due May, 2025		Due Jun, 2025		
							Del. P&I	Due	Del. P&I	Due	Del. P&I	Due	
2022	11/13/2022	2/1/2023		15.22	1.52	0.00	11.18	27.92	11.39	28.13	11.58	28.32	
2021	9/30/2021	2/1/2022		15.39	1.54	0.00	13.74	30.67	13.95	30.88	14.15	31.08	
2020	10/15/2020	2/2/2021		16.71	1.67	0.00	17.57	35.95	17.79	36.17	18.02	36.40	
2019	1/22/2020	3/3/2020		16.71	1.67	0.00	20.00	38.38	20.21	38.59	20.44	38.82	
2018	1/22/2020	2/2/2021		16.71	1.67	0.00	22.86	41.24	23.08	41.46	23.31	41.69	
Totals				80.74	8.07	0.00	85.35	174.16	86.42	175.23	87.50	176.31	
2335662 GLOBAL ORGANICS 68 MOULTON ST CAMBRIDGE, MA 02138-1514				2335662 Stored Products (WHSE) INV AT MCLANE GLOBAL				Over 65 Veteran Installment Code		No No N			
01902 CYPRESS STATION DR ; 77090													
Year	Stmt Date	Delq Date	Code	Taxes	Penalties	Payments	Due Apr, 2025		Due May, 2025		Due Jun, 2025		
							Del. P&I	Due	Del. P&I	Due	Del. P&I	Due	
2024	10/24/2024	2/1/2025		16,732.30	0.00	0.00	5,555.12	22,287.42	5,956.70	22,689.00	6,358.27	23,090.57	
2344518 NTREST LOGISTICS 40 FM 1960 RD W PMB 388 HOUSTON, TX 77090-3530				2344518 Vehicles VHCLS				Over 65 Veteran Installment Code		No No N			
00040 FM 1960 RD W ; 77090													
Year	Stmt Date	Delq Date	Code	Taxes	Penalties	Payments	Due Apr, 2025		Due May, 2025		Due Jun, 2025		
							Del. P&I	Due	Del. P&I	Due	Del. P&I	Due	
2023	10/30/2023	2/1/2024		419.48	41.95	0.00	241.79	703.22	247.33	708.76	252.86	714.29	
2022	10/21/2022	2/1/2023	L	409.84	40.98	0.00	301.15	751.97	306.56	757.38	311.97	762.79	
Lawsuit: 7/29/2021													
2021	9/30/2021	2/1/2022	L	460.73	46.07	0.00	411.52	918.32	417.61	924.41	423.68	930.48	
Lawsuit: 2/3/2022													
2020	3/19/2021	5/1/2021	L	555.58	55.56	0.00	562.24	1,173.38	569.59	1,180.73	576.92	1,188.06	
Lawsuit: 2/3/2022													
2019	3/19/2021	2/1/2022	L	617.31	61.73	0.00	551.38	1,230.42	559.53	1,238.57	567.68	1,246.72	
Lawsuit: 2/3/2022													
Totals				2,462.94	246.29	0.00	2,068.08	4,777.31	2,100.62	4,809.85	2,133.11	4,842.34	

Account No/Name/Address	Cad No/Property Descr.	Over 65	No
2345478	2345478		
SADITY KUTZ	Business Personal Property	Veteran	No
BOYD LATOSHA	CMP F&F INV M&E SUP	Installment Code	N
3000 FM 29978			
MAGNOLIA, TX 77354			

00030 FM 1960 RD W ; 77090 ; 77090

Year	Stmnt Date	Delq Date	Code	Taxes	Penalties	Payments	Due Apr, 2025		Due May, 2025		Due Jun, 2025	
							Del. P&I	Due	Del. P&I	Due	Del. P&I	Due
2024	10/24/2024	2/1/2025		26.65	2.66	0.00	9.73	39.04	10.43	39.74	11.14	40.45
2023	1/6/2024	2/1/2024		26.41	2.64	0.00	15.22	44.27	15.57	44.62	15.91	44.96
2022	10/21/2022	2/1/2023		22.72	2.27	0.00	16.70	41.69	17.00	41.99	17.30	42.29
2021	9/30/2021	2/1/2022		22.60	2.26	0.00	20.19	45.05	20.49	45.35	20.79	45.65
Totals				98.38	9.83	0.00	61.84	170.05	63.49	171.70	65.14	173.35

2345594	2345594	Over 65	No
REMOVERY	Business Personal Property	Veteran	No
ERASER CLINIC LLC	CMP F&F M&E SUP	Installment Code	N
19025 INTERSTATE 45 S # 121A			
CONROE, TX 77385			

00110 CYPRESS STATION DR ; 77090 ; 77090

Year	Stmnt Date	Delq Date	Code	Taxes	Penalties	Payments	Due Apr, 2025		Due May, 2025		Due Jun, 2025	
							Del. P&I	Due	Del. P&I	Due	Del. P&I	Due
2024	10/24/2024	2/1/2025		21.01	2.10	0.00	7.67	30.78	8.22	31.33	8.79	31.90
2023	1/6/2024	2/1/2024		21.01	2.10	0.00	12.11	35.22	12.39	35.50	12.66	35.77
Totals				42.02	4.20	0.00	19.78	66.00	20.61	66.83	21.45	67.67

2345686	2345686	Over 65	No
HEALTHY SCHOOLS POWERED BY CARDUX	Business Personal Property	Veteran	No
HEALTHY SCHOOLS LLC	CMP F&F M&E SUP	Installment Code	N
104 W 40TH ST RM 1030			
NEW YORK, NY 10018-3637			

00110 CYPRESS STATION DR ; 77090

Year	Stmnt Date	Delq Date	Code	Taxes	Penalties	Payments	Due Apr, 2025		Due May, 2025		Due Jun, 2025	
							Del. P&I	Due	Del. P&I	Due	Del. P&I	Due
2024	10/24/2024	2/1/2025		9.28	0.93	0.00	3.39	13.60	3.64	13.85	3.88	14.09
2023	11/3/2023	2/1/2024		9.28	0.93	0.00	5.35	15.56	5.47	15.68	5.59	15.80
2022	10/21/2022	2/1/2023		8.16	0.82	0.00	6.00	14.98	6.10	15.08	6.21	15.19
2021	9/30/2021	2/1/2022		8.26	0.83	0.00	7.39	16.48	7.49	16.58	7.60	16.69
2020	5/19/2021	2/1/2022		8.96	0.90	0.00	9.42	19.28	9.54	19.40	9.66	19.52
Totals				43.94	4.41	0.00	31.55	79.90	32.24	80.59	32.94	81.29

2345688	2345688	Over 65	No
HELPFUL INTERVENSTONS	Business Personal Property	Veteran	No
JERRILYN HAYES	CMP F&F M&E SUP	Installment Code	N
110 CYPRESS STATION DR STE 114			
HOUSTON, TX 77090-1626			

00110 CYPRESS STATION DR ; 77090

Year	Stmnt Date	Delq Date	Code	Taxes	Penalties	Payments	Due Apr, 2025		Due May, 2025		Due Jun, 2025	
							Del. P&I	Due	Del. P&I	Due	Del. P&I	Due
2021	9/30/2021	2/1/2022		5.10	0.51	0.00	4.55	10.16	4.63	10.24	4.69	10.30
2020	4/21/2021	2/1/2022		5.54	0.55	0.00	5.83	11.92	5.90	11.99	5.97	12.06
Totals				10.64	1.06	0.00	10.38	22.08	10.53	22.23	10.66	22.36

2345751	2345751	Over 65	No
IRS SOLUTIONS LLC	Business Personal Property	Veteran	No
140 CYPRESS STATION DR # 100-19	CMP F&F M&E SUP	Installment Code	N
HOUSTON, TX 77090-1633			

00140 CYPRESS STATION DR ; 77090

Year	Stmnt Date	Delq Date	Code	Taxes	Penalties	Payments	Due Apr, 2025		Due May, 2025		Due Jun, 2025	
							Del. P&I	Due	Del. P&I	Due	Del. P&I	Due
2021	9/30/2021	2/1/2022		5.56	0.00	0.00	4.52	10.08	4.58	10.14	4.65	10.21

2345759	2345759	Over 65	No
CYPRESS ONE CENTER	Business Personal Property	Veteran	No
140 CYPRESS STATION DR STE 135	CMP F&F M&E SUP	Installment Code	N
HOUSTON, TX 77090-1627			

00140 CYPRESS STATION DR ; 77090

Year	Stmnt Date	Delq Date	Code	Taxes	Penalties	Payments	Due Apr, 2025		Due May, 2025		Due Jun, 2025	
							Del. P&I	Due	Del. P&I	Due	Del. P&I	Due
2024	10/24/2024	2/1/2025		37.70	3.77	0.00	13.77	55.24	14.76	56.23	15.76	57.23
2023	1/24/2024	3/1/2024		37.70	3.77	0.00	21.23	62.70	21.73	63.20	22.23	63.70
2022	10/21/2022	2/1/2023		33.15	3.32	0.00	24.36	60.83	24.80	61.27	25.23	61.70
2021	9/30/2021	2/1/2022		33.54	3.35	0.00	29.95	66.84	30.39	67.28	30.84	67.73
Totals				142.09	14.21	0.00	89.31	245.61	91.68	247.98	94.06	250.36

Account No/Name/Address	Cad No/Property Descr.	Over 65	No
2345774 FAMILY FIRST LIFE 5700 NW CENTRAL DR STE 340 HOUSTON, TX 77092-2039	2345774 Business Personal Property CMP F&F M&E SUP	Veteran	No
		Installment Code	N

00140 CYPRESS STATION DR ; 77090

Year	Stmnt Date	Delq Date	Code	Taxes	Penalties	Payments	Due Apr, 2025		Due May, 2025		Due Jun, 2025	
							Del. P&I	Due	Del. P&I	Due	Del. P&I	Due
2021	9/30/2021	2/1/2022		4.21	0.42	0.00	3.76	8.39	3.82	8.45	3.87	8.50

2345801  
ICON NAIL X SALON  
ROBIN HACKLEN  
636 CYPRESS STATION DR STE D  
HOUSTON, TX 77090-1504

00636 CYPRESS STATION DR ; 77090

Year	Stmnt Date	Delq Date	Code	Taxes	Penalties	Payments	Due Apr, 2025		Due May, 2025		Due Jun, 2025	
							Del. P&I	Due	Del. P&I	Due	Del. P&I	Due
2023	1/6/2024	2/1/2024		29.88	2.99	0.00	17.22	50.09	17.61	50.48	18.01	50.88
2022	10/21/2022	2/1/2023		25.90	2.59	0.00	19.03	47.52	19.38	47.87	19.71	48.20
2021	9/30/2021	2/1/2022		25.91	2.59	0.00	23.15	51.65	23.48	51.98	23.82	52.32
Totals				81.69	8.17	0.00	59.40	149.26	60.47	150.33	61.54	151.40

2345809  
PRIME WASHATERIA  
CYPRESS STORE LLC  
1415 HIGHWAY 6 STE D500  
SUGAR LAND, TX 77478-4970

01801 CYPRESS STATION DR ; 77090

Year	Stmnt Date	Delq Date	Code	Taxes	Penalties	Payments	Due Apr, 2025		Due May, 2025		Due Jun, 2025	
							Del. P&I	Due	Del. P&I	Due	Del. P&I	Due
2024	10/24/2024	2/1/2025		469.46	0.00	0.00	155.86	625.32	167.13	636.59	178.40	647.86

2345945  
BOOST MOBILE  
RT WIRELESS INC  
20203 FM 1485 RD  
NEW CANEY, TX 77357-7317

00425 HOLLOW TREE LN ; 77090

Year	Stmnt Date	Delq Date	Code	Taxes	Penalties	Payments	Due Apr, 2025		Due May, 2025		Due Jun, 2025	
							Del. P&I	Due	Del. P&I	Due	Del. P&I	Due
2024	10/24/2024	2/1/2025		58.21	5.82	0.00	21.25	85.28	22.79	86.82	24.33	88.36

2346111  
ALTERED VISIONS STUDIO  
ALEX VENTURA  
650 CENTURY PLAZA DR # 130D  
HOUSTON, TX 77073-6135

00301 WELLS FARGO DR ; 77090 ; 77090

Year	Stmnt Date	Delq Date	Code	Taxes	Penalties	Payments	Due Apr, 2025		Due May, 2025		Due Jun, 2025	
							Del. P&I	Due	Del. P&I	Due	Del. P&I	Due
2024	10/24/2024	2/1/2025		92.98	9.30	0.00	33.96	136.24	36.42	138.70	38.86	141.14

2346257  
HOUSTON'S FINEST WEAVE & NATURAL HAIR SA  
211 CYPRESS CREEK PKWY STE K  
HOUSTON, TX 77090-3536

00211 FM 1960 RD W ; 77090

Year	Stmnt Date	Delq Date	Code	Taxes	Penalties	Payments	Due Apr, 2025		Due May, 2025		Due Jun, 2025	
							Del. P&I	Due	Del. P&I	Due	Del. P&I	Due
2024	10/24/2024	2/1/2025		15.66	1.57	0.00	5.73	22.96	6.13	23.36	6.54	23.77
2023	10/30/2023	2/1/2024		15.44	1.54	0.00	8.89	25.87	9.10	26.08	9.30	26.28
2022	10/21/2022	2/1/2023		13.13	1.31	0.00	9.64	24.08	9.82	24.26	9.99	24.43
2021	9/30/2021	2/1/2022		12.94	1.29	0.00	11.56	25.79	11.73	25.96	11.89	26.12
Totals				57.17	5.71	0.00	35.82	98.70	36.78	99.66	37.72	100.60

2346258  
CRAFTY CRAB CAJUN SEAFOOD  
JIANG'S RESTAURANT, INC  
PO BOX 971  
BELLAIRE, TX 77402-0971

00211 FM 1960 RD W ; 77090 ; 77090

Year	Stmnt Date	Delq Date	Code	Taxes	Penalties	Payments	Due Apr, 2025		Due May, 2025		Due Jun, 2025	
							Del. P&I	Due	Del. P&I	Due	Del. P&I	Due
2024	10/24/2024	2/1/2025		179.42	0.00	0.00	59.57	238.99	63.87	243.29	68.18	247.60

Account No/Name/Address	Cad No/Property Descr.	Over 65	No
2346299	2346299	Veteran	No
KEYS TO LIFE BIBLE FELLOWSHIP	Business Personal Property	Installment Code	N
330 RAYFORD RD STE 125	CMP F&F M&E MISC ASSETS		
SPRING, TX 77386-1980			

00305 WELLS FARGO DR ; 77090 ; 77090

Year	Stmt Date	Delq Date	Code	Taxes	Penalties	Payments	Due Apr, 2025		Due May, 2025		Due Jun, 2025	
							Del. P&I	Due	Del. P&I	Due	Del. P&I	Due
2024	10/24/2024	2/1/2025		19.74	1.97	0.00	7.21	28.92	7.73	29.44	8.25	29.96
2023	3/24/2024	5/1/2024		19.74	1.97	0.00	10.59	32.30	10.86	32.57	11.11	32.82
2022	2/22/2023	4/1/2023		17.36	0.00	0.00	11.18	28.54	11.39	28.75	11.60	28.96
2021	2/22/2023	4/1/2023		17.56	0.00	0.00	11.31	28.87	11.52	29.08	11.73	29.29
Totals				74.40	3.94	0.00	40.29	118.63	41.50	119.84	42.69	121.03

2346301	2346301	Over 65	No
BAKED POPCORN	Light Manufacturing	Veteran	No
BAKED POPCORN LLC	CMP F&F M&E SUP	Installment Code	N
23218 POSTWOOD PARK LN			
SPRING, TX 77373-4963			

00305 WELLS FARGO DR ; 77090

Year	Stmt Date	Delq Date	Code	Taxes	Penalties	Payments	Due Apr, 2025		Due May, 2025		Due Jun, 2025	
							Del. P&I	Due	Del. P&I	Due	Del. P&I	Due
2022	10/21/2022	2/1/2023	L	49.27	4.93	0.00	36.21	90.41	36.86	91.06	37.50	91.70
Lawsuit: 7/3/2023												
2021	9/30/2021	2/1/2022		49.85	4.98	0.00	44.52	99.35	45.18	100.01	45.84	100.67
2020	4/21/2021	2/1/2022		54.10	5.41	0.00	56.89	116.40	57.61	117.12	58.32	117.83
Totals				153.22	15.32	0.00	137.62	306.16	139.65	308.19	141.66	310.20

2346940	2346940	Over 65	No
BOOST MOBILE	Business Personal Property	Veteran	No
AAFFI LLC	CMP F&F INV M&E	Installment Code	N
4012 INSPIRATION CIR			
CARROLLTON, TX 75010-6399			

00024 FM 1960 RD W ; 77090

Year	Stmt Date	Delq Date	Code	Taxes	Penalties	Payments	Due Apr, 2025		Due May, 2025		Due Jun, 2025	
							Del. P&I	Due	Del. P&I	Due	Del. P&I	Due
2024	10/24/2024	2/1/2025		37.41	3.74	0.00	13.67	54.82	14.65	55.80	15.63	56.78
2023	10/30/2023	2/1/2024		36.64	3.66	0.00	21.12	61.42	21.60	61.90	22.09	62.39
2022	10/21/2022	2/1/2023		30.63	3.06	0.00	22.51	56.20	22.91	56.60	23.31	57.00
2021	9/30/2021	2/1/2022		29.79	2.98	0.00	26.61	59.38	27.00	59.77	27.40	60.17
Totals				134.47	13.44	0.00	83.91	231.82	86.16	234.07	88.43	236.34

2359111	2359111	Over 65	No
MIKE KULKA	Business Personal Property	Veteran	No
616 FM 1960 RD W STE 325	CMP F&F M&E	Installment Code	N
HOUSTON, TX 77090-3038			

00616 FM 1960 RD W ; 77090

Year	Stmt Date	Delq Date	Code	Taxes	Penalties	Payments	Due Apr, 2025		Due May, 2025		Due Jun, 2025	
							Del. P&I	Due	Del. P&I	Due	Del. P&I	Due
2022	10/21/2022	2/1/2023		8.95	0.90	0.00	6.58	16.43	6.70	16.55	6.82	16.67
2021	12/15/2021	2/1/2022		9.05	0.90	0.00	8.07	18.02	8.19	18.14	8.31	18.26
2020	12/19/2022	2/1/2024		9.82	0.98	0.00	10.32	21.12	10.45	21.25	10.58	21.38
2019	11/11/2022	2/1/2024		9.82	0.98	0.00	11.88	22.68	12.01	22.81	12.14	22.94
Totals				37.64	3.76	0.00	36.85	78.25	37.35	78.75	37.85	79.25

2359618	2359618	Over 65	No
AURORA DE LA GARZA	Vehicles	Veteran	No
1007 CYPRESS STATION DR APT 7308	VHCLS	Installment Code	N
HOUSTON, TX 77090-2761			

01007 CYPRESS STATION DR ; 77090

Year	Stmt Date	Delq Date	Code	Taxes	Penalties	Payments	Due Apr, 2025		Due May, 2025		Due Jun, 2025	
							Del. P&I	Due	Del. P&I	Due	Del. P&I	Due
2022	10/21/2022	2/1/2023		158.85	15.88	0.00	116.71	291.44	118.81	293.54	120.91	295.64
2021	12/15/2021	2/1/2022		66.00	6.60	0.00	58.96	131.56	59.82	132.42	60.70	133.30
Totals				224.85	22.48	0.00	175.67	423.00	178.63	425.96	181.61	428.94

2360757	2360757	Over 65	No
FALLAS PAREDES #181	Business Personal Property	Veteran	No
PEGASUS TRUCKING LLC	CMP F&F INV M&E	Installment Code	N
15001 S FIGUEROA ST			
GARDENA, CA 90248-1721			

00310 FM 1960 ; 77090

Year	Stmt Date	Delq Date	Code	Taxes	Penalties	Payments	Due Apr, 2025		Due May, 2025		Due Jun, 2025	
							Del. P&I	Due	Del. P&I	Due	Del. P&I	Due
2022	10/21/2022	2/1/2023		419.56	0.00	0.00	280.27	699.83	285.30	704.86	290.34	709.90
2021	2/6/2022	3/1/2022		819.57	81.96	0.00	721.22	1,622.75	732.04	1,633.57	742.87	1,644.40
2020	8/23/2022	2/1/2024		279.85	27.98	0.00	294.28	602.11	297.98	605.81	301.67	609.50
2019	2/6/2022	3/1/2022		859.51	85.95	0.00	756.37	1,701.83	767.71	1,713.17	779.06	1,724.52

Account No/Name/Address			Cad No/Property Descr.								
Totals			2,378.49	195.89	0.00	2,052.14	4,626.52	2,083.03	4,657.41	2,113.94	4,688.32
2363071			2363071				Over 65		No		
HONNEL DANIEL PAVON HERNANDEZ			Vehicles				Veteran		No		
601 CYPRESS STATION DR APT 1404			VHCLS				Installment Code		N		
HOUSTON, TX 77090-1583											

## 00601 CYPRESS STATION DR ; 77090

Year	Stmt Date	Delq Date	Code	Taxes	Penalties	Payments	Due Apr, 2025		Due May, 2025		Due Jun, 2025	
							Del. P&I	Due	Del. P&I	Due	Del. P&I	Due
2022	10/21/2022	2/1/2023		20.32	2.03	0.00	14.93	37.28	15.20	37.55	15.46	37.81
2021	2/22/2022	3/1/2022		22.84	2.28	0.00	20.10	45.22	20.40	45.52	20.70	45.82
Totals				43.16	4.31	0.00	35.03	82.50	35.60	83.07	36.16	83.63

2365303			2365303				Over 65		No		
KILRAINE MIKE JONES			Vehicles				Veteran		No		
40 CYPRESS CREEK PKWY #458			VHCLS				Installment Code		N		
HOUSTON, TX 77090-3530											

## 00040 CYPRESS CREEK PKY ; 77090

Year	Stmt Date	Delq Date	Code	Taxes	Penalties	Payments	Due Apr, 2025		Due May, 2025		Due Jun, 2025	
							Del. P&I	Due	Del. P&I	Due	Del. P&I	Due
2024	10/24/2024	2/1/2025		90.92	9.09	0.00	33.20	133.21	35.60	135.61	38.00	138.01
2023	10/30/2023	2/1/2024		144.51	14.45	0.00	83.30	242.26	85.20	244.16	87.11	246.07
2022	10/21/2022	2/1/2023		233.21	23.32	0.00	171.37	427.90	174.44	430.97	177.52	434.05
2021	4/19/2022	2/1/2023		75.42	7.54	0.00	67.36	150.32	68.36	151.32	69.36	152.32
Totals				544.06	54.40	0.00	355.23	953.69	363.60	962.06	371.99	970.45

2367307			2367307				Over 65		No		
AMPIL			Business Personal Property				Veteran		No		
611 ANTON BLVD STE 700			M&E				Installment Code		N		
COSTA MESA, CA 92626-7050			AT FCC - HOUSTON								

## 00070 FM 1960 RD W ; 77090 ; 77090

Year	Stmt Date	Delq Date	Code	Taxes	Penalties	Payments	Due Apr, 2025		Due May, 2025		Due Jun, 2025	
							Del. P&I	Due	Del. P&I	Due	Del. P&I	Due
2024	10/24/2024	2/1/2025		38.11	3.81	0.00	13.92	55.84	14.92	56.84	15.93	57.85
2023	10/30/2023	2/1/2024		38.11	3.81	0.00	21.97	63.89	22.47	64.39	22.98	64.90
2022	1/25/2023	3/1/2023		33.51	3.35	0.00	24.18	61.04	24.63	61.49	25.06	61.92
2021	12/19/2022	2/1/2023		33.90	3.39	0.00	24.91	62.20	25.36	62.65	25.81	63.10
Totals				143.63	14.36	0.00	84.98	242.97	87.38	245.37	89.78	247.77

2367919			2367919				Over 65		No		
SF MOTORS SF MOTORS SF MOTORS			Dealer Inventory				Veteran		No		
MUHAMMAD FAHAD NASIR KHAN							Installment Code		N		
10142 JONES RD STE A5											
HOUSTON, TX 77065-5681											

## 00101 WELLS FARGO DR ; 77090 ; 77090

Year	Stmt Date	Delq Date	Code	Taxes	Penalties	Payments	Due Apr, 2025		Due May, 2025		Due Jun, 2025	
							Del. P&I	Due	Del. P&I	Due	Del. P&I	Due
2023	10/30/2023	2/1/2024		68.41	0.00	0.00	35.85	104.26	36.66	105.07	37.49	105.90

2367920			2367920				Over 65		No		
SF MOTORS SF MOTORS SF MOTORS			Business Personal Property				Veteran		No		
MUHAMMAD FAHAD NASIR KHAN			CMP F&F INV M&E SUP				Installment Code		N		
10142 JONES RD STE A5											
HOUSTON, TX 77065-5681											

## 00101 WELLS FARGO DR ; 77090 ; 77090

Year	Stmt Date	Delq Date	Code	Taxes	Penalties	Payments	Due Apr, 2025		Due May, 2025		Due Jun, 2025	
							Del. P&I	Due	Del. P&I	Due	Del. P&I	Due
2023	11/3/2023	2/1/2024		39.10	3.91	0.00	22.53	65.54	23.05	66.06	23.57	66.58

2370931			2370931				Over 65		No		
TOON'S AUTO WORLD			Dealer Inventory				Veteran		No		
PLEYTEZ INVESTMENTS L.L.C.							Installment Code		N		
110 CYPRESS STATION DR											
STE 245											
HOUSTON, TX 77090-1638											

## 00110 CYPRESS STATION DR ; 77090 ; 77090

Year	Stmt Date	Delq Date	Code	Taxes	Penalties	Payments	Due Apr, 2025		Due May, 2025		Due Jun, 2025	
							Del. P&I	Due	Del. P&I	Due	Del. P&I	Due
2023	10/30/2023	2/1/2024		89.16	0.00	0.00	46.72	135.88	47.78	136.94	48.86	138.02

2370932			2370932				Over 65		No		
TOON'S AUTO WORLD			Business Personal Property				Veteran		No		
PLEYTEZ INVESTMENTS L.L.C.			CMP F&F INV M&E SUP				Installment Code		N		
110 CYPRESS STATION DR											
STE 245											
HOUSTON, TX 77090-1638											

## 00110 CYPRESS STATION DR ; 77090 ; 77090

Year	Stmt Date	Delq Date	Code	Taxes	Penalties	Payments	Due Apr, 2025		Due May, 2025		Due Jun, 2025	
							Del. P&I	Due	Del. P&I	Due	Del. P&I	Due
2023	10/30/2023	2/1/2024		39.54	3.95	0.00	22.79	66.28	23.31	66.80	23.83	67.32

Account No/Name/Address				Cad No/Property Descr.									
2377606 SPUDSY INC 2027 PHALAROPE CT COSTA MESA, CA 92626-4733				2377606 Stored Products (WHSE) INV @ MCLANE GLOBAL				Over 65 Veteran Installment Code		No No N			
01902 CYPRESS STATION DR ; 77090 ; 77090													
						Due Apr, 2025		Due May, 2025		Due Jun, 2025			
Year	Stmt Date	Delq Date	Code	Taxes	Penalties	Payments	Del. P&I	Due	Del. P&I	Due	Del. P&I	Due	
2024	10/24/2024	2/1/2025	L	1,031.27	103.13	0.00	376.62	1,511.02	403.84	1,538.24	431.07	1,565.47	
Lawsuit: 6/21/2024													
2023	11/3/2023	2/1/2024		1,001.11	100.11	0.00	577.04	1,678.26	590.25	1,691.47	603.46	1,704.68	
Totals				2,032.38	203.24	0.00	953.66	3,189.28	994.09	3,229.71	1,034.53	3,270.15	
2377607 THIINKMED LLC C/O FAHAD SIDDIQUI 15500 VOSS RD STE 244 SUGAR LAND, TX 77498-4601				2377607 Stored Products (WHSE) INV @ MCLANE GLOBAL				Over 65 Veteran Installment Code		No No N			
01902 CYPRESS STATION DR ; 77090 ; 77090													
						Due Apr, 2025		Due May, 2025		Due Jun, 2025			
Year	Stmt Date	Delq Date	Code	Taxes	Penalties	Payments	Del. P&I	Due	Del. P&I	Due	Del. P&I	Due	
2024	10/24/2024	2/1/2025		175.51	17.55	0.00	64.10	257.16	68.73	261.79	73.36	266.42	
2023	10/30/2023	2/1/2024	L	170.38	0.00	0.00	89.28	259.66	91.33	261.71	93.37	263.75	
Lawsuit: 7/31/2024													
Totals				345.89	17.55	0.00	153.38	516.82	160.06	523.50	166.73	530.17	
2383169 A LINE EXPRESS LLC 616 CYPRESS CREEK PKY STE 415 HOUSTON, TX 77090-3028				2383169 Vehicles VHCLS				Over 65 Veteran Installment Code		No No N			
00616 CYPRESS CREEK PKY ; 77090 ; 77090													
						Due Apr, 2025		Due May, 2025		Due Jun, 2025			
Year	Stmt Date	Delq Date	Code	Taxes	Penalties	Payments	Del. P&I	Due	Del. P&I	Due	Del. P&I	Due	
2021	5/25/2024	2/1/2025		39.96	4.00	0.00	35.70	79.66	36.22	80.18	36.75	80.71	
2384010 ANGEL'S KITCHEN BRENDA MATTHEWS 636 CYPRESS STATION DR B HOUSTON, TX 77090-1504				2384010 Business Personal Property CMP F&F INV M&E SUP				Over 65 Veteran Installment Code		No No N			
00636 CYPRESS STATION DR ; 77090 ; 77090													
						Due Apr, 2025		Due May, 2025		Due Jun, 2025			
Year	Stmt Date	Delq Date	Code	Taxes	Penalties	Payments	Del. P&I	Due	Del. P&I	Due	Del. P&I	Due	
2023	11/15/2023	2/1/2024		108.69	10.87	0.00	62.65	182.21	64.09	183.65	65.52	185.08	
2388254 TROY RAMSEY 18200 WESTFIELD PLACE DR STE 925 HOUSTON, TX 77090-1650				2388254 Vehicles VHCLS				Over 65 Veteran Installment Code		No No N			
18200 WESTFIELD PLACE DR ; 77090 ; 77090													
						Due Apr, 2025		Due May, 2025		Due Jun, 2025			
Year	Stmt Date	Delq Date	Code	Taxes	Penalties	Payments	Del. P&I	Due	Del. P&I	Due	Del. P&I	Due	
2023	10/30/2023	2/1/2024	L	204.66	20.47	0.00	117.97	343.10	120.67	345.80	123.37	348.50	
Lawsuit: 6/21/2024													
2392530 TECNO INDUSTRIES INC 40 CYPRESS CREEK PKWY HOUSTON, TX 77090-3530				2392530 Vehicles VHCLS				Over 65 Veteran Installment Code		No No N			
00040 CYPRESS CREEK PKY ; 77090 ; 77090													
						Due Apr, 2025		Due May, 2025		Due Jun, 2025			
Year	Stmt Date	Delq Date	Code	Taxes	Penalties	Payments	Del. P&I	Due	Del. P&I	Due	Del. P&I	Due	
2022	1/5/2024	2/1/2025		41.35	4.14	0.00	30.39	75.88	30.94	76.43	31.48	76.97	
2021	1/5/2024	2/1/2025		40.59	4.06	0.00	36.25	80.90	36.79	81.44	37.32	81.97	
Totals				81.94	8.20	0.00	66.64	156.78	67.73	157.87	68.80	158.94	
2392647 RENE HERNANDEZ CUETO 18200 WESTFIELD PLACE DR HOUSTON, TX 77090-1646				2392647 Vehicles VHCLS				Over 65 Veteran Installment Code		No No N			
18200 WESTFIELD PLACE DR ; 77090 ; 77090													
						Due Apr, 2025		Due May, 2025		Due Jun, 2025			
Year	Stmt Date	Delq Date	Code	Taxes	Penalties	Payments	Del. P&I	Due	Del. P&I	Due	Del. P&I	Due	
2021	5/25/2024	2/1/2025		12.41	1.24	0.00	11.08	24.73	11.25	24.90	11.41	25.06	

Account No/Name/Address	Cad No/Property Descr.	Over 65	No
2392707 WEIDENHEFT ENTERPRISES LLC STEPHEN R WEI 21710 SCHIEL RD CYPRESS, TX 77433-4928	2392707 Vehicles VHCLS	Veteran Installment Code	No N

01539 CYPRESS STATION DR ; 77090 ; 77090

Year	Stmt Date	Delq Date	Code	Taxes	Penalties	Payments	Due Apr, 2025		Due May, 2025		Due Jun, 2025	
							Del. P&I	Due	Del. P&I	Due	Del. P&I	Due
2024	10/24/2024	2/1/2025		41.19	4.12	0.00	15.04	60.35	16.13	61.44	17.22	62.53
2023	10/30/2023	2/1/2024	B	39.62	3.96	0.00	22.84	66.42	23.36	66.94	23.88	67.46
	Bankruptcy: 7/24/2024											
2022	6/21/2023	2/1/2024		34.35	3.44	0.00	25.25	63.04	25.70	63.49	26.15	63.94
2021	6/20/2023	2/1/2024		31.50	3.15	0.00	28.13	62.78	28.55	63.20	28.96	63.61
	Totals			146.66	14.67	0.00	91.26	252.59	93.74	255.07	96.21	257.54

2392796 REINALDO BUITRAGO CARMONA 101 HOLLOW TREE LN 5204 HOUSTON, TX 77090-1724	2392796 Vehicles VHCLS	Over 65 Veteran Installment Code	No No N
---	------------------------------	--	---------------

00101 HOLLOW TREE LN ; 77090 ; 77090

Year	Stmt Date	Delq Date	Code	Taxes	Penalties	Payments	Due Apr, 2025		Due May, 2025		Due Jun, 2025	
							Del. P&I	Due	Del. P&I	Due	Del. P&I	Due
2022	6/21/2023	2/1/2024	L	287.47	28.75	0.00	165.70	481.92	169.49	485.71	173.28	489.50
	Lawsuit: 7/31/2024											
2021	6/20/2023	2/1/2024	L	19.66	1.97	0.00	11.33	32.96	11.60	33.23	11.85	33.48
	Lawsuit: 7/31/2024											
	Totals			307.13	30.72	0.00	177.03	514.88	181.09	518.94	185.13	522.98

2392977 WINTER BUILDERS LLC 19903 SAPPHIRE MIST CT HOUSTON, TX 77073-6164	2392977 Vehicles VHCLS	Over 65 Veteran Installment Code	No No N
--	------------------------------	--	---------------

00040 FM 1960 RD ; 77090 ; 77090

Year	Stmt Date	Delq Date	Code	Taxes	Penalties	Payments	Due Apr, 2025		Due May, 2025		Due Jun, 2025	
							Del. P&I	Due	Del. P&I	Due	Del. P&I	Due
2023	1/24/2024	3/1/2024		14.89	1.49	0.00	8.39	24.77	8.58	24.96	8.78	25.16

2396971 RODEO DENTAL TEXAS LLC 100 E 15TH ST STE 520 FORT WORTH, TX 76102-6566	2396971 Business Personal Property CMP F&F M&E	Over 65 Veteran Installment Code	No No N
---	--	--	---------------

00366 FM 1960 RD W ; 77090 ; 77090

Year	Stmt Date	Delq Date	Code	Taxes	Penalties	Payments	Due Apr, 2025		Due May, 2025		Due Jun, 2025	
							Del. P&I	Due	Del. P&I	Due	Del. P&I	Due
2024	10/24/2024	2/1/2025		1,352.37	0.00	0.00	448.99	1,801.36	481.45	1,833.82	513.91	1,866.28

2401028 CREATIVE RETAIL PACKAGING 13810 HOLLISTER DR STE 150 HOUSTON, TX 77086-1211	2401028 Stored Products (WHSE) INV AT MCLANE GLOBAL	Over 65 Veteran Installment Code	No No N
--	--	--	---------------

01902 CYPRESS STATION DR ; 77090 ; 77090

Year	Stmt Date	Delq Date	Code	Taxes	Penalties	Payments	Due Apr, 2025		Due May, 2025		Due Jun, 2025	
							Del. P&I	Due	Del. P&I	Due	Del. P&I	Due
2024	10/24/2024	2/1/2025		2,582.80	258.28	0.00	943.24	3,784.32	1,011.42	3,852.50	1,079.61	3,920.69

2401031 GULF PACIFIC 12010 TAYLOR RD HOUSTON, TX 77041-1239	2401031 Stored Products (WHSE) INV AT MCLANE GLOBAL	Over 65 Veteran Installment Code	No No N
--	--	--	---------------

01902 CYPRESS STATION DR ; 77090 ; 77090

Year	Stmt Date	Delq Date	Code	Taxes	Penalties	Payments	Due Apr, 2025		Due May, 2025		Due Jun, 2025	
							Del. P&I	Due	Del. P&I	Due	Del. P&I	Due
2024	10/24/2024	2/1/2025		2,254.93	0.00	0.00	748.63	3,003.56	802.75	3,057.68	856.87	3,111.80

2401281 COCO LOPEZ INC 3401 SW 160TH AVE STE 350 HOLLYWOOD, FL 33027-6306	2401281 Stored Products (WHSE) INV @ MCLANE GLOBAL	Over 65 Veteran Installment Code	No No N
--	---	--	---------------

02031 CYPRESS STATION DR ; 77090 ; 77090

Year	Stmt Date	Delq Date	Code	Taxes	Penalties	Payments	Due Apr, 2025		Due May, 2025		Due Jun, 2025	
							Del. P&I	Due	Del. P&I	Due	Del. P&I	Due
2023	10/30/2023	2/1/2024		2,507.26	0.00	0.00	1,313.80	3,821.06	1,343.89	3,851.15	1,373.98	3,881.24



Account No/Name/Address	Cad No/Property Descr.	Over 65	No
2401283 FEVER TREE USA INC 37 W 26TH ST PH NEW YORK, NY 10010-1049	2401283 Stored Products (WHSE) INV @ MCLANE GLOBAL	Veteran	No
		Installment Code	N

02031 CYPRESS STATION DR ; 77090 ; 77090

Year	Stmt Date	Delq Date	Code	Taxes	Penalties	Payments	Due Apr, 2025		Due May, 2025		Due Jun, 2025	
							Del. P&I	Due	Del. P&I	Due	Del. P&I	Due
2024	10/24/2024	2/1/2025		2,582.80	258.28	0.00	943.24	3,784.32	1,011.42	3,852.50	1,079.61	3,920.69

2401290 KALERA INC 18000 E 40TH AVE STE 50 AURORA, CO 80011-0882	2401290 Stored Products (WHSE) INV @ MCLANE GLOBAL	Over 65	No
		Veteran	No
		Installment Code	N

02031 CYPRESS STATION DR ; 77090 ; 77090

Year	Stmt Date	Delq Date	Code	Taxes	Penalties	Payments	Due Apr, 2025		Due May, 2025		Due Jun, 2025	
							Del. P&I	Due	Del. P&I	Due	Del. P&I	Due
2024	10/24/2024	2/1/2025		2,582.80	258.28	0.00	943.24	3,784.32	1,011.42	3,852.50	1,079.61	3,920.69
2023	10/30/2023	2/1/2024	L	2,507.26	250.73	0.00	1,445.19	4,203.18	1,478.29	4,236.28	1,511.38	4,269.37
	Lawsuit: 7/31/2024											
	Totals			5,090.06	509.01	0.00	2,388.43	7,987.50	2,489.71	8,088.78	2,590.99	8,190.06

2408942 DWIGHT FONTENETTE 40 CYPRESS CREEK PKWY # 180 HOUSTON, TX 77090-3530	2408942 Vehicles VHCLS	Over 65	No
		Veteran	No
		Installment Code	N

00040 CYPRESS CREEK PKY ; 77090 ; 77090

Year	Stmt Date	Delq Date	Code	Taxes	Penalties	Payments	Due Apr, 2025		Due May, 2025		Due Jun, 2025	
							Del. P&I	Due	Del. P&I	Due	Del. P&I	Due
2024	10/24/2024	2/1/2025		1,154.52	115.45	0.00	421.63	1,691.60	452.11	1,722.08	482.59	1,752.56

2419566 OCM DENAU HOLDINGS LLC 333 SOUTH GRAND AVE 28TH FL LOS ANGELES, CA 90071-1530	2419566 INTEREST IN DEPLETED RESERVOIRS Bammel Field	Over 65	No
		Veteran	No
		Installment Code	N

IN HARRIS COUNTY

Year	Stmt Date	Delq Date	Code	Taxes	Penalties	Payments	Due Apr, 2025		Due May, 2025		Due Jun, 2025	
							Del. P&I	Due	Del. P&I	Due	Del. P&I	Due
2023	10/18/2024	12/3/2024		0.77	0.00	0.00	0.31	1.08	0.32	1.09	0.33	1.10

2421450 F & A AFRICAN HAIR BRAIDING FLORENCE NGUEMKAR 376 CYPRESS CREEK PKY STE E HOUSTON, TX 77090-3507	2421450 Business Personal Property CMP F&F INV M&E SUP	Over 65	No
		Veteran	No
		Installment Code	N

00376 FM 1960 RD W ; 77090 ; 77090

Year	Stmt Date	Delq Date	Code	Taxes	Penalties	Payments	Due Apr, 2025		Due May, 2025		Due Jun, 2025	
							Del. P&I	Due	Del. P&I	Due	Del. P&I	Due
2024	11/14/2024	2/1/2025		21.33	2.13	0.00	7.79	31.25	8.35	31.81	8.92	32.38

2421453 THE JOINT CHIROPRACTIC THE JOINT CORP 340 CYPRESS CREEK PKY HOUSTON, TX 77090-3518	2421453 Business Personal Property CMP F&F INV M&E SUP	Over 65	No
		Veteran	No
		Installment Code	N

00340 FM 1960 RD W ; 77090 ; 77090

Year	Stmt Date	Delq Date	Code	Taxes	Penalties	Payments	Due Apr, 2025		Due May, 2025		Due Jun, 2025	
							Del. P&I	Due	Del. P&I	Due	Del. P&I	Due
2024	11/14/2024	2/1/2025		30.72	3.07	0.00	11.22	45.01	12.03	45.82	12.84	46.63

2421474 STATE FARM FABRIAN DIAZ 616 CYPRESS CREEK PKW STE 240 HOUSTON, TX 77090	2421474 Business Personal Property CMP F&F M&E SUP	Over 65	No
		Veteran	No
		Installment Code	N

00616 FM 1960 RD W ; 77090 ; 77090

Year	Stmt Date	Delq Date	Code	Taxes	Penalties	Payments	Due Apr, 2025		Due May, 2025		Due Jun, 2025	
							Del. P&I	Due	Del. P&I	Due	Del. P&I	Due
2024	2/21/2025	4/1/2025		11.53	1.15	0.00	0.89	13.57	1.14	13.82	4.20	16.88

Account No/Name/Address				Cad No/Property Descr.							
2421477 EXPRESS MULTISERVICES & TITLES SYLVIA DIAZ 616 CYPRESS CREEK PKW STE 320 HOUSTON, TX 77090				2421477 Business Personal Property CMP F&F M&E SUP				Over 65	No		
								Veteran	No		
								Installment Code	N		
00616 FM 1960 RD W ; 77090 ; 77090											
				Due Apr, 2025		Due May, 2025		Due Jun, 2025			
Year	Stmt Date	Delq Date	Code	Taxes	Penalties	Payments	Del. P&I	Due	Del. P&I	Due	Due
2024	12/20/2024	2/1/2025		13.61	0.00	0.00	4.52	18.13	4.85	18.46	5.17
2421478 HOUSTON NEUROTHERAPY DENNIS ALVAREZ 616 CYPRESS CREEK PKW STE 330 HOUSTON, TX 77090				2421478 Business Personal Property CMP F&F M&E SUP				Over 65	No		
								Veteran	No		
								Installment Code	N		
00616 FM 1960 RD W ; 77090 ; 77090											
				Due Apr, 2025		Due May, 2025		Due Jun, 2025			
Year	Stmt Date	Delq Date	Code	Taxes	Penalties	Payments	Del. P&I	Due	Del. P&I	Due	Due
2024	12/20/2024	2/1/2025		39.14	3.91	0.00	14.30	57.35	15.33	58.38	16.36
2421521 IMMIGRATION PROCESSING SERVICES RICARDO NUNEZ 616 CYPRESS CREEK RD W STE 455 HOUSTON, TX 77090-3040				2421521 Business Personal Property CMP F&F INV M&E SUP				Over 65	No		
								Veteran	No		
								Installment Code	N		
00616 FM 1960 RD W ; 77090 ; 77090											
				Due Apr, 2025		Due May, 2025		Due Jun, 2025			
Year	Stmt Date	Delq Date	Code	Taxes	Penalties	Payments	Del. P&I	Due	Del. P&I	Due	Due
2024	11/14/2024	2/1/2025		16.81	1.68	0.00	6.13	24.62	6.58	25.07	7.02
2421522 CONNECT PEDIATRICTS CONNECT HOME HEALTH LLC 616 FM 1960 RD W STE 528 HOUSTON, TX 77090-3024				2421522 Business Personal Property CMP F&F M&E SUP				Over 65	No		
								Veteran	No		
								Installment Code	N		
00616 FM 1960 RD W ; 77090 ; 77090											
				Due Apr, 2025		Due May, 2025		Due Jun, 2025			
Year	Stmt Date	Delq Date	Code	Taxes	Penalties	Payments	Del. P&I	Due	Del. P&I	Due	Due
2024	12/20/2024	2/1/2025		13.89	1.39	0.00	5.07	20.35	5.44	20.72	5.80
2421523 SOUTHERN LEGACY HOSPICE LLC 4185 TECHNOLOGY FOREST BLVD STE 150 SPRING, TX 77381-2005				2421523 Business Personal Property CMP F&F M&E SUP				Over 65	No		
								Veteran	No		
								Installment Code	N		
00616 FM 1960 RD W ; 77090 ; 77090											
				Due Apr, 2025		Due May, 2025		Due Jun, 2025			
Year	Stmt Date	Delq Date	Code	Taxes	Penalties	Payments	Del. P&I	Due	Del. P&I	Due	Due
2024	11/14/2024	2/1/2025		11.85	1.18	0.00	4.32	17.35	4.63	17.66	4.95
2421528 VK CONSULTANT GROUP LLC 13100 WORTHAM CENTER DR STE 300 HOUSTON, TX 77065-5631				2421528 Business Personal Property CMP F&F M&E SUP				Over 65	No		
								Veteran	No		
								Installment Code	N		
00616 FM 1960 RD W ; 77090 ; 77090											
				Due Apr, 2025		Due May, 2025		Due Jun, 2025			
Year	Stmt Date	Delq Date	Code	Taxes	Penalties	Payments	Del. P&I	Due	Del. P&I	Due	Due
2024	11/14/2024	2/1/2025		16.30	1.63	0.00	5.95	23.88	6.38	24.31	6.81
2421650 UNITED AUTO CARE UNITED AUTO CARE AND TOWING INC 17350 STATE HIGHWAY 249 STE 220 HOUSTON, TX 77064-1132				2421650 Business Personal Property CMP F&F INV M&E SUP				Over 65	No		
								Veteran	No		
								Installment Code	N		
01539 CYPRESS STATION DR ; 77090 ; 77090											
				Due Apr, 2025		Due May, 2025		Due Jun, 2025			
Year	Stmt Date	Delq Date	Code	Taxes	Penalties	Payments	Del. P&I	Due	Del. P&I	Due	Due
2024	12/20/2024	2/1/2025		111.47	11.15	0.00	40.71	163.33	43.65	166.27	46.59
2423055 BIG MART BM 475 FM LLC 475 CYPRESS CREEK PKY HOUSTON, TX 77090-3519				2423055 Business Personal Property CMP F&F INV M&E SUP				Over 65	No		
								Veteran	No		
								Installment Code	N		
00475 FM 1960 RD W ; 77090 ; 77090											
				Due Apr, 2025		Due May, 2025		Due Jun, 2025			
Year	Stmt Date	Delq Date	Code	Taxes	Penalties	Payments	Del. P&I	Due	Del. P&I	Due	Due
2024	12/20/2024	2/1/2025		203.10	20.31	0.00	74.18	297.59	79.53	302.94	84.89

Account No/Name/Address				Cad No/Property Descr.									
600-000-064-7227				6000000647227				Over 65		No			
GARCIA AUTO SALES				1985 SUNRIZON 16X72				Veteran		No			
C/O ZEFF GARCIA				GRAY HUD#TXS0560870				Installment Code		N			
16714 NORTH FREWAY				SERIAL #50202331									
HOUSTON, TX 77090-				LEASED LAND									
				17002 NORTH FWY ; 77090									
								Due Apr, 2025		Due May, 2025		Due Jun, 2025	
Year	Stmt Date	Delq Date	Code	Taxes	Penalties	Payments	Del. P&I	Due	Del. P&I	Due	Del. P&I	Due	
2024	10/24/2024	2/1/2025		27.41	0.00	0.00	3.02	30.43	3.56	30.97	4.11	31.52	
2023	10/30/2023	2/1/2024		27.41	0.00	0.00	14.36	41.77	14.69	42.10	15.02	42.43	
2022	10/21/2022	2/1/2023		17.98	0.00	0.00	12.01	29.99	12.22	30.20	12.44	30.42	
Totals				72.80	0.00	0.00	29.39	102.19	30.47	103.27	31.57	104.37	

Account No/Name/Address		Cad No/Property Descr.							
Jurisdiction Totals									
Year	Tax Levy	Base Taxes Due	Penalties Due	Del. P&I Due	Atty Fee Due	Escrow Amt	Total Due	Count	% Collected
2004	116.90	0.00	0.00	0.00	0.00	0.00	0.00	0	100.00%
2005	114.01	0.00	0.00	0.00	0.00	0.00	0.00	0	100.00%
2006	1,212,098.12	0.00	0.00	0.00	0.00	0.00	0.00	0	100.00%
2007	1,265,991.24	0.00	0.00	0.00	0.00	0.00	0.00	0	100.00%
2008	1,461,458.60	0.00	0.00	0.00	0.00	0.00	0.00	0	100.00%
2009	1,466,381.79	88.56	8.86	189.97	57.48	0.00	344.87	1	99.99%
2010	1,424,481.73	330.03	33.01	664.36	205.48	0.00	1,232.88	2	99.98%
2011	1,478,747.14	418.33	41.83	786.88	249.41	0.00	1,496.45	2	99.97%
2012	1,542,534.78	770.88	77.09	1,335.99	436.80	0.00	2,620.76	3	99.95%
2013	1,538,692.03	763.77	76.38	1,233.14	414.66	0.00	2,487.95	4	99.95%
2014	1,560,064.09	666.56	66.65	989.83	344.62	0.00	2,067.66	4	99.96%
2015	1,544,411.07	464.49	46.44	628.44	227.87	0.00	1,367.24	4	99.97%
2016	1,597,491.36	404.17	40.41	493.48	187.62	0.00	1,125.68	5	99.97%
2017	1,675,637.88	383.80	38.38	417.96	168.04	0.00	1,008.18	9	99.98%
2018	1,661,104.67	533.90	52.34	485.68	214.37	0.00	1,286.29	12	99.97%
2019	1,814,756.59	2,563.08	225.07	1,689.00	895.45	0.00	5,372.60	22	99.86%
2020	1,988,027.69	2,516.91	251.69	1,724.47	898.60	0.00	5,391.67	29	99.87%
2021	1,937,515.23	2,572.21	255.26	1,420.35	849.55	0.00	5,097.37	36	99.87%
2022	2,036,385.95	3,285.66	283.07	1,310.51	885.66	0.00	5,764.90	37	99.84%
2023	2,670,208.64	85,710.01	625.77	23,260.37	21,827.30	0.00	131,423.45	52	96.79%
2024	2,771,212.68	127,888.80	1,653.06	14,104.53	14,947.35	0.00	158,593.74	93	95.39%
		229,361.16	3,775.31	50,734.96	42,810.26	0.00	326,681.69	315	

**CNP UTILITY DISTRICT  
DELINQUENT TAX REPORT**

**May 7, 2025**

**REAL PROPERTY ACCOUNTS**

<b>PROPERTY OWNER</b>	<b>ACCOUNT NO.</b>	<b>BASE AMOUNT DUE</b>	<b>STATUS</b>
Cypress Station LLC	108-228-000-0002	2023 - \$8,385.49	Installment agreement.
W Tree Lane LLC	116-646-000-0001	2023 - \$11,890.00	Lawsuit filed by Spring ISD. An Intervention has been filed of the District.
Light Ministries	128-781-006-0002	2023 - \$675.38	Lawsuit filed.
o Sales	6000000647227	2022 - \$17.98 2023 - \$27.41	No response to demand letters. This is a mobile home account continue collection efforts, but will postpone filing a lawsuit time unless otherwise instructed.
t at Hollow Tree	129-594-001-0001	2022 - \$86,981.18	Property owner has made a disputed payment towards these Taxpayer has an appraisal suit against HCAD.
Property LLC	108-229-000-0001	2023 - \$54,271.86	Property owner has made a disputed payment towards these Taxpayer has an appraisal suit against HCAD.

**NEW DELINQUENT PERSONAL PROPERTY ACCOUNTS**

<b>PROPERTY OWNER</b>	<b>ACCOUNT NO.</b>	<b>BASE AMOUNT DUE</b>	<b>STATUS</b>
Cola Company	0886501	2024 - \$30.35	Initial demand letter sent.
	1016218	2024 - \$221.88	Initial demand letter sent.
h Houston	2108286	2024 - \$5,706.08	Initial demand letter sent.
Store	2115102	2024 - \$20.91	Initial demand letter sent.
asubramanian M.D.	2115552	2024 - \$127.74	Initial demand letter sent.
anical Services	2216912	2024 - \$63.13	Initial demand letter sent.
Finance LLC	2218022	2024 - \$42.72	Initial demand letter sent.
45 Bingo	2291087	2024 - \$95.20	Initial demand letter sent.
& Spa	2297608	2024 - \$23.05	Initial demand letter sent.

PROPERTY OWNER	ACCOUNT NO.	BASE AMOUNT DUE	STATUS
Logistics Inc.	2297746	2024 - \$14.55	Initial demand letter sent.
Comprehensive Services	2297758	2024 - \$33.61	Initial demand letter sent.
For Less	2298050	2024 - \$573.30	Initial demand letter sent.
Twitt Tax Service	2298653	2024 - \$41.20	Initial demand letter sent.
TF Nails & Spa	2318479	2024 - \$171.94	Initial demand letter sent.
Manics	2335662	2024 - \$16,732.30	Initial demand letter sent.
Bateria	2345809	2024 - \$469.46	Initial demand letter sent.
sions Studio	2346111	2024 - \$92.98	Initial demand letter sent.
ital Texas LLC	2396971	2024 - \$1,352.37	Initial demand letter sent.
etail Packaging	2401028	2024 - \$2,582.80	Initial demand letter sent.
c	2401031	2024 - \$2,254.93	Initial demand letter sent.
USA Inc.	2401283	2024 - \$2,582.80	Initial demand letter sent.
ntenette	2408942	2024 - \$1,154.52	Initial demand letter sent.
eanu Holdings LLC	2419566	2024 - \$0.77	Initial demand letter sent.
an Hair Braiding	2421450	2024 - \$21.33	Initial demand letter sent.
Chiropractic	2421453	2024 - \$30.72	Initial demand letter sent.
ultiservices & Tiles	2421477	2024 - \$13.61	Initial demand letter sent.
eurotherapy	2421478	2024 - \$39.14	Initial demand letter sent.
n Processing Sys	2421521	2024 - \$16.81	Initial demand letter sent.
ediatrics	2421522	2024 - \$13.89	Initial demand letter sent.
egacy Hospice LLC	2421523	2024 - \$11.85	Initial demand letter sent.
llant Group LLC	2421528	2024 - \$16.30	Initial demand letter sent.
to Care	2421650	2024 - \$111.47	Initial demand letter sent.
	2423055	2024 - \$203.10	Initial demand letter sent.

PERSONAL PROPERTY ACCOUNTS			
PROPERTY OWNER	ACCOUNT NO.	BASE AMOUNT DUE	STATUS
Buitrago Carmona	2392796	2021 - \$19.66 2022 - \$287.47	Lawsuit filed. Default judgment hearing set for 06/24/25.
Beauty Supply	2115450	2023 - \$738.18 2024 - \$760.02	Lawsuit filed.
c.	2377606	2023 - \$1,001.11 2024 - \$1,031.27	Lawsuit filed. Default judgment hearing held. Waiting on to be approved and signed by the court.

PROPERTY OWNER	ACCOUNT NO.	BASE AMOUNT DUE	STATUS
LLC	2377607	2023 - \$170.38 2024 - \$175.51	Lawsuit filed. Default judgment hearing set for 06/24/25.
z Inc.	2401281	2023 - \$2,507.26	Lawsuit filed.
Mike Jones	2365303	2021 - \$75.42 2022 - \$233.21 2023 - \$144.51 2024 - \$90.92	Lawsuit filed by Spring ISD. An Intervention has been filed of the District. Default judgment hearing set for 07/23/25.
ccom	2346301	2020 - \$54.10 2021 - \$49.85 2022 - \$49.27	Lawsuit filed. Default judgment hearing held. Waiting on sign Judgment.
La Garza	2359618	2021 - \$66.00 2022 - \$158.85	Lawsuit filed. Unable to serve the taxpayer. A constable to serve the taxpayer at an address in Laredo. He was informed taxpayer moved to Mexico. The vehicle for this account is in the possession of the taxpayer. Account is not active after
Press Inc.	0974148	2020 - \$49.56 2021 - \$45.67 2022 - \$45.14	Lawsuit filed. Default judgment hearing set for 06/25/25.
Grill	2309940	2019 - \$78.36 2020 - \$78.36	Lawsuit filed. Having trouble locating the registered agent company. Tried to serve the registered agent at two different addresses, but each were bad addresses. HCAD performed inspection of the property and advised that there is a new building at the property location. HCAD has deleted the account for 2 subsequent years.
	2012161	2022 - \$100.67 2023 - \$144.72 2024 - \$114.83	Lawsuit filed.
	2401290	2023 - \$2,507.26 2024 - \$2,582.80	Property owner filed for bankruptcy. A proof of claim has been filed.
er	0682414	2024 - \$493.00	Property owner filed for bankruptcy. A proof of claim has been filed.
o - Spring ings	2297688	2024 - \$1,882.68	Property owner filed for bankruptcy. A proof of claim has been filed.



PROPERTY OWNER	ACCOUNT NO.	BASE AMOUNT DUE	STATUS
Digestive Consultants	2116530	2022 - \$63.62 2023 - \$72.35 2024 - \$72.35	No response to previous demand letters. The 2024 taxes have gone delinquent. Another demand letter was sent (no response lawsuit will be filed.
Cardiovascular Care	2154147	2023 - \$86.06 2024 - \$86.06	No response to previous demand letters. The 2024 taxes have gone delinquent. Another demand letter was sent (no response lawsuit will be filed.
	2367307	2021 - \$33.51 2022 - \$33.90 2023 - \$38.11 2024 - \$38.11	No response to previous demand letters. The 2024 taxes have gone delinquent. Another demand letter was sent (no response lawsuit will be filed.
7 Spoon Soulfood	2310352	2021 - \$11.93 2022 - \$11.83 2023 - \$118.45 2024 - \$118.85	No response to previous demand letters. The 2024 taxes have gone delinquent. Another demand letter was sent (no response lawsuit will be filed.
Enterprise	2392707	2021 - \$31.50 2022 - \$34.35 2023 - \$39.62 2024 - \$41.19	No response to previous demand letters. The 2024 taxes have gone delinquent. Another demand letter was sent (no response lawsuit will be filed.
2024-2025	2238993	2023 - \$76.85 2024 - \$78.44	No response to previous demand letters. The 2024 taxes have gone delinquent. Another demand letter was sent (no response lawsuit will be filed.

**PERSONAL PROPERTY ACCOUNTS (UNDER \$250.00 TOTAL OWED)**

PROPERTY OWNER	ACCOUNT NO.	BASE AMOUNT DUE	
Therapeutic Services	0565759	2021 - \$1.90	No response to demand letters. The account for 2022 is zeroed out. The account has been deleted for 2023.
biofuels II LLC	2061556	2019 - \$49.14 2020 - \$49.14	No response to demand letters. Per HCAD field inspection, company no longer in business. Account not active after 2020 tax year.
ular Specialists	2093548	2018 - \$111.45	No response to demand letters. Per HCAD, company no longer in business. telephone number has been disconnected. Account not active after 2018.
Communications	2125653	2017 - \$14.91 2018 - \$14.91	No response to demand letters. Per HCAD field inspection, company no longer in business. Account not active after 2020 tax year.

PROPERTY OWNER	ACCOUNT NO.	BASE AMOUNT DUE	
		2019 - \$14.91 2020 - \$14.91	
Investment Finance	2144800	2021 - \$3.06	No response to demand letters. The account for 2022 and subsequent years zeroed out and no taxes are due after 2021.
Water	2217225	2020 - \$70.62	No response to demand letters. Per HCAD field inspection there is a new water meter at the property location. Account not active after 2020.
Channel Luxury Hair	2217894	2019 - \$9.48 2020 - \$9.48	No response to demand letters. Per HCAD field inspection, property located at 1234 Main St. Account not active after 2020.
Insurance	2297742	2019 - \$14.95 2020 - \$14.95	No response to demand letters. Per HCAD field inspection, property located at 1234 Main St. Account not active after 2020.
Trucks Group	2297747	2019 - \$72.87	No response to demand letters. Per HCAD field inspection, property located at 1234 Main St. Account not active after 2020.
John	2297902	2022 - \$63.84	No response to demand letters sent to owner Eugene Wilson. HCAD has account for 2023. Will continue collection efforts, but will postpone filing at this time unless otherwise instructed.
Texas EMS	2298063	2016 - \$14.00 2017 - \$14.00 2018 - \$14.00 2019 - \$14.00 2020 - \$14.00	No response to demand letters. Per HCAD field inspection, company no longer at the property address. Account not active after 2020.
	2298651	2020 - \$14.86	No response to demand letters. Per HCAD field inspection, there is a new water meter at the property location. Account not active after 2020.
Business	2309009	2019 - \$77.29	No response to demand letters. Per HCAD, the vehicle for this account was sold on 05/15/2019. Account not active after 2019.
Many Cycles	2318586	2020 - \$5.03	No response to demand letters. Per HCAD, the business was sold on 05/15/2020. Account not active after 2022 tax year.
Quaker Nail	2320152	2020 - \$25.24	No response to demand letters. Per HCAD field inspection there is a new water meter at the property location. Account not active after 2020.
Shower	2320781	2019 - \$16.71 2020 - \$16.71 2021 - \$15.39	No response to demand letters. Per HCAD notes, company is permanently closed (effective date unknown). Account not active after 2022.

PROPERTY OWNER	ACCOUNT NO.	BASE AMOUNT DUE	
		2022 - \$15.22	
Interventions	2345688	2020 - \$5.54 2021 - \$5.10	No response to demand letters. The account for 2022 and subsequent years zeroed out and no taxes are due after 2021.
Interventions LLC	2345751	2021 - \$5.56	No response to demand letters. The account for 2022 and subsequent years zeroed out and no taxes are due after 2021.
Interventions Life	2345774	2021 - \$4.21	No response to demand letters. The account for 2022 and subsequent years zeroed out and no taxes are due after 2021.
Interventions LLC	2359111	2019 - \$9.82 2020 - \$9.82 2021 - \$9.05 2022 - \$8.95	No response to demand letters. Per HCAD field visit, suite is vacant and no longer at location. Account not active for 2023. Will continue collection efforts but will postpone filing a lawsuit at this time unless otherwise instructed.
Interventions LLC	2363071	2021 - \$22.84 2022 - \$20.32	No response to demand letters. This is a business personal property account consisting of a trailer. According to the DMV records, the trailer tags have been deleted. The account for 2023. Will continue collection efforts, but will postpone filing a lawsuit at this time unless otherwise instructed.
Interventions LLC	2217891	2018 - \$12.46 2019 - \$12.70 2020 - \$12.70	No response to demand letters. Company no longer in business at property location. Will continue collection efforts, but will postpone filing a lawsuit at this time unless otherwise instructed.
Interventions LLC	2345801	2021 - \$25.91 2022 - \$25.90 2023 - \$29.88	No response to demand letters. Per HCAD, the property is vacant. Account not active after 2023. Will continue collection efforts, but will postpone filing a lawsuit at this time unless otherwise instructed.
Interventions LLC	2345759	2021 - \$33.54 2022 - \$33.15 2023 - \$37.70 2024 - \$37.70	No response to demand letters. Per HCAD, business is no longer at property location. Account is not active after 2024. Will continue collection efforts but will postpone filing a lawsuit at this time unless otherwise instructed (amounts \$250.00).
Interventions LLC	2392977	2023 - \$14.89	No response to demand letters. This account is not active after 2023. Will continue collection efforts, but will postpone filing a lawsuit at this time unless otherwise instructed (amounts due under \$250.00).
Interventions LLC	2367919 2367920	2023 - \$68.41 2023 - \$39.10	No response to demand letters. Account not active after 2023. Will continue collection efforts, but will postpone filing a lawsuit at this time unless otherwise instructed (amounts due under \$250.00).
Interventions LLC	2370931 2370932	2023 - \$89.16 2023 - \$39.54	No response to demand letters. Per HCAD field inspection, property is vacant. Dealer license for company has expired. Account not active after 2023. Will continue collection efforts, but will postpone filing a lawsuit at this time unless otherwise instructed.

PROPERTY OWNER	ACCOUNT NO.	BASE AMOUNT DUE	
Kitchen	2384010	2023 - \$108.69	otherwise instructed (amounts due under \$250.00).
Harper Wright	0396364	2023 - \$1.66	No response to demand letters. Per HCCAD, company no longer in business. Account not active after 2023. Will continue collection efforts, but will not file a lawsuit at this time unless otherwise instructed (amounts due under \$250.00).
Finance Group	2297755	2017 - \$18.47 2018 - \$17.26 2019 - \$17.26 2020 - \$17.26 2021 - \$15.91 2022 - \$15.72 2023 - \$13.66 2024 - \$13.66	No response to demand letters. Having trouble locating an agent for this HCCAD made a notation on this account that the business is moved and is at the location. Will continue collection efforts, but will postpone filing a lawsuit at this time unless otherwise instructed (amounts due under \$250.00).
2345478	2345478	2021 - \$22.60 2022 - \$22.72 2023 - \$26.41 2024 - \$26.65	No response to demand letters. Will continue collection efforts, but will not file a lawsuit at this time unless otherwise instructed (amounts due under \$250.00).
Edge Institute	1029517	2022 - \$30.51 2023 - \$35.79 2024 - \$36.26	No response to demand letters. Will continue collection efforts, but will not file a lawsuit at this time unless otherwise instructed (amounts due under \$250.00).
Beauty Salon	2117312	2021 - \$18.80 2023 - \$21.13 2024 - \$21.13	No response to demand letters. Will continue collection efforts, but will not file a lawsuit at this time unless otherwise instructed (amounts due under \$250.00).
Barbers & Stylists	2297763	2017 - \$10.48 2018 - \$10.48 2019 - \$10.48 2020 - \$10.48 2021 - \$9.66 2022 - \$9.54 2023 - \$10.85 2024 - \$10.85	No response to demand letters. Will continue collection efforts, but will not file a lawsuit at this time unless otherwise instructed (amounts due under \$250.00).
Trades Houston	2297768	2019 - \$10.54	No response to demand letters. Will continue collection efforts, but will not file a lawsuit at this time unless otherwise instructed (amounts due under \$250.00).

PROPERTY OWNER	ACCOUNT NO.	BASE AMOUNT DUE	
		2020 - \$10.54 2021 - \$9.71 2022 - \$9.60 2023 - \$10.92 2024 - \$10.92	filing a lawsuit at this time unless otherwise instructed (amounts due und
Schools LLC	2345686	2020 - \$8.96 2021 - \$9.26 2022 - \$8.16 2023 - \$9.28 2024 - \$9.28	No response to demand letters. Will continue collection efforts, but will filing a lawsuit at this time unless otherwise instructed (amounts due und
Finest Weave	2346257	2021 - \$12.94 2022 - \$13.13 2023 - \$15.44 2024 - \$15.66	No response to demand letters. Will continue collection efforts, but will filing a lawsuit at this time unless otherwise instructed (amounts due und
Life Bible	2346299	2021 - \$17.56 2022 - \$17.36 2023 - \$19.74 2024 - \$19.74	No response to demand letters. Will continue collection efforts, but will filing a lawsuit at this time unless otherwise instructed (amounts due und
Sport	2314014	2023 - \$63.13 2024 - \$9.12	No response to demand letters. Will continue collection efforts, but will filing a lawsuit at this time unless otherwise instructed (amounts due und
	2345594	2023 - \$21.01 2024 - \$21.01	No response to demand letters. Will continue collection efforts, but will filing a lawsuit at this time unless otherwise instructed (amounts due und

### PERSONAL PROPERTY JUDGMENTS

ere filed on the accounts listed below and Judgments have been entered against the taxpayers. A Judgment is a court order that is the decis  
nce a Judgment is entered, if the personal property associated with the tax account is still in the possession of the taxpayer, a Writ of Exec  
e court which allows a sheriff or constable to seize the assets which will then be sold to pay the taxes.

nal property is no longer in the possession of the taxpayer, an Abstract of Judgment is filed with the County Clerk's office. The purpose of  
it is to create a public record and create a lien on any real estate property owned or later acquired by the defendant located in the county in v  
Judgment is recorded.

PROPERTY OWNER	ACCOUNT NO.	BASE AMOUNT DUE	STATUS
cleaners	2302281	2018-2019 - \$289.62	Court judgment entered. Per HCAD's notes, a site inspection revealed the business was no longer at the property location. Account is not active as of 2020. Abstract of Judgment filed with the County Clerk's office.
Business	1030456	2009-2021 - \$561.31	Court judgment entered. This is a vehicle personal property account. A writ of Execution was sent to the Constable who attempted to serve the Writ at the property address of 40 Cypress Creek Parkway. The Constable was unable to serve the Writ because the address was a UPS Store. Deakins no longer resides at the address. Texas (he was served with the lawsuit at an address in Barberton, Ohio). Additionally, this account has been zeroed out for the 2022 and subsequent years. Abstract of Judgment filed with the County Clerk's office.
	2292930	2019-2020 - \$470.28	Court judgment entered. HCAD conducted a field visit and reported that the company is no longer in business at the property location. This account was active after 2020. Abstract of Judgment filed with the County Clerk's office.
Insured LLC	2115412	2017-2024 - \$242.65	Court judgment entered. A Constable went out to the property location to serve the Writ of Execution. The Constable stated that the property is always closed and was unable to determine if there were any non-exempt assets for the constable. The Writ was returned to the court. Additionally, the registered agent for the corporation, Cedrick Jermaine Burns, is deceased. Abstract of Judgment filed with the County Clerk's office.
Address #181	2360757	2019-2022 - \$2,378.49	Court judgment entered. The company filed for bankruptcy in 2018 and is no longer in business. Abstract of Judgment filed with the County Clerk's office.
Address & Phone	2180938 2116603 2152811	2013-2017 - \$232.77 2010-2018 - \$2,061.12 2012-2024 - \$3,716.07	Court judgment entered. Forwarded Writ of Execution to Constable. Constable went to the business address and the property was vacant. Constable did not find the forwarding address for the taxpayer. Abstract of Judgment filed with the County Clerk's office.
Business	2344518	2020-2023 - \$2,462.94	Court Judgment entered. An internet search of this company revealed that the company is "permanently closed". Abstract of Judgment filed with the County Clerk's office.
Address	2193706	2019-2021 - \$143.82	Court Judgment entered. Per HCAD, company no longer in business. Account is not active after 2021 tax year. Abstract of Judgment filed with the County Clerk's office.
Business	2297616	2019-2020 - \$498.36	Court Judgment entered. Per HCAD, company no longer in business. Account is not active after 2020 tax year. Abstract of Judgment filed with the County Clerk's office.

PROPERTY NUMBER	ACCOUNT NO.	BASE AMOUNT DUE	STATUS
	2178736	2020-2024 - \$639.20	Court Judgment entered. This is a business vehicle personal property and Abstract of Judgment filed with the County Clerk's office.
Vehicle	2346940	2021-2023 - \$97.06	Court Judgment entered. Abstract of Judgment filed with the County Clerk's office.
Key	2388254	2023 - \$204.66	Court Judgment entered. The vehicle for this account is no longer in the possession of the taxpayer. Account not active after 2024. Abstract of Judgment filed with the County Clerk's office.

# CNP Utility District

## OPERATIONS REPORT

May 15, 2025

Prepared by

**Municipal District Services, LLC**







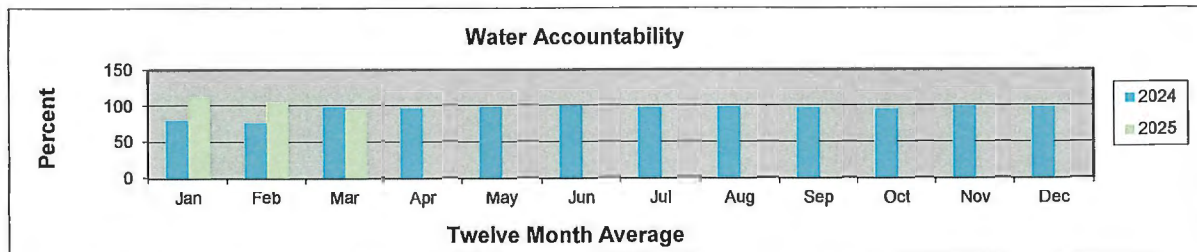
# CNP Utility District Operations and Management Report

## I. Connections & Billing

▪ Total Connections		320
▪ COLLECTIONS: Period Ending	April 14, 2025	\$263,808.32
▪ CURRENT BILLING: Period Ending	April 7, 2025	\$412,827.87

## II. Water Production

For the period	3/7/2025 - 4/7/2025	
Water Produced		36.229 MG
Billed		33.859 MG
Accountability		93.6%



*Repairs & Maintenance during the month included:*

- Performed annual preventative maintenance on CL2 systems at Water Plants 1, 3 & 4.
- Replaced sight glass and probes on HPT at Water Plant 1.

## III. Wastewater Treatment

There were no permit excursions at the facility for the month of March 2025.

*Repairs & Maintenance during the month included:*

- Performed annual electrical survey at the facility.
- Performed quarterly surface cleaning at on-site lift station.
- Cleared and removed blockage on RAS line on clarifier #2.
- Pulled non-potable pumps #1 & #2 for repairs.
- Repaired main water line leak at facility.

## IV. Collection System, Lift Station and Storm Pump Station

*Repairs & Maintenance during the month included:*

- Restored site following sanitary sewer manhole repairs at 101 Wells Fargo Dr.
- Hydra jetted District line to clear blockage at 130 FM 1960 W.

## V. Water Distribution System

*Repairs & Maintenance during the month included:*

- Repaired main line leak at 346 FM 1960 W.
- Replaced curbstop at 14/16 FM 1960 W.
- Restored site following service line repairs at 505 Cypress Station Bldg 11:
- Repaired service line leak at 505 Wells Fargo.

## VI. Correspondence

- Nothing to report.

## VII. Action Items

- Consider and approve terminations.
- Consider and approve annual Consumer Confidence Report.



# CNP Utility District Billing and Collection Summary

## COLLECTIONS: Period Ending

April 14, 2025

Penalty:	\$	4,473.34
Water:	\$	53,001.74
Sewer:	\$	46,847.84
NHCRWA Fee:	\$	84,244.48
Deposit:	\$	4,845.00
Security Fee:	\$	56,503.53
Grease Trap Inspection:	\$	4,799.00
Backflow Prevention Annual Fee::	\$	881.95
Back Charge Fee:	\$	1,561.44
Inspection:	\$	-
Returned Payment Fee:	\$	50.00
Reconnect Fee:	\$	-
Transfer Fee:	\$	150.00
Applied Deposits:	\$	6,450.00
<b>Total Collections:</b>	<b>\$</b>	<b>263,808.32</b>

## CURRENT BILLING: Period Ending

April 7, 2025

Penalty:	\$	4,973.95
Water:	\$	63,699.13
Sewer:	\$	56,617.80
NHCRWA Fee:	\$	112,862.40
Deposit:	\$	120.00
Security Fee:	\$	75,053.95
Grease Trap Inspection:	\$	4,800.00
Back Charge:	\$	-
Rental Meter Fee:	\$	-
Inspection:	\$	-
Pull/ Lock Mater Fee:	\$	-
Transfer Fee:	\$	75.00
Arrears:	\$	97,406.68
Unapplied Overpayments:	\$	(2,781.04)
<b>Net Receivable:</b>	<b>\$</b>	<b>412,827.87</b>

## CUSTOMER AGED RECEIVABLES:

30 Day:	\$	45,365.13
60 Day:	\$	30,280.08
90 Day:	\$	29,744.16
Overpayments:	\$	(3,008.74)
<b>Total Receivables:</b>	<b>\$</b>	<b>102,380.63</b>

## CONNECTION COUNT:

Residential:	6
Builder:	0
Commercial:	146
Fire Taps:	26
Multi-Family	55
Sprinkler:	81
Miscellaneous:	6
<b>Total Connections:</b>	<b>320</b>



# CNP Utility District Water and Wastewater Report

## WATER PLANT OPERATIONS:

TDH ID No. 1010429

**Current Period:** 3/7/2025 - 4/7/2025

Well No. 1:	0.040	MG
Well No. 2:	0.020	MG
Well No. 3:	8.488	MG
Well No. 4:	7.805	MG
Surface Water:	19.876	MG
Total Production:	36.229	MG
Consumption (Billed):	33.859	MG
Accounted for:	0.057	MG
Percent Accounted For:	93.6%	

## H G C S D PERMIT:

Co-permittee Well Nos. 1658, 2634, 3564, 5654

NHCRWA MONITORS HGCS D PERMIT

Permit Term: 09/01/24 - 08/31/25

Current Period 4/1/25 - 4/30/25

Gallons Authorized:	475.000	MG
Current Month Prod.:	11.905	MG
Cum. Gallons Prod.:	143.425	MG
Auth. Gallons Rem.:	331.575	MG
Avg. Gallons Per Mo.:	17.928	MG
Permit Months Rem.:	4	

## WASTEWATER TREATMENT PLANT OPERATIONS:

4/1/25 - 4/30/25

TCEQ Permit No. 11239 **Expiration Date - 11/29/2024**

Percent Loading of Capacity: 45.6%

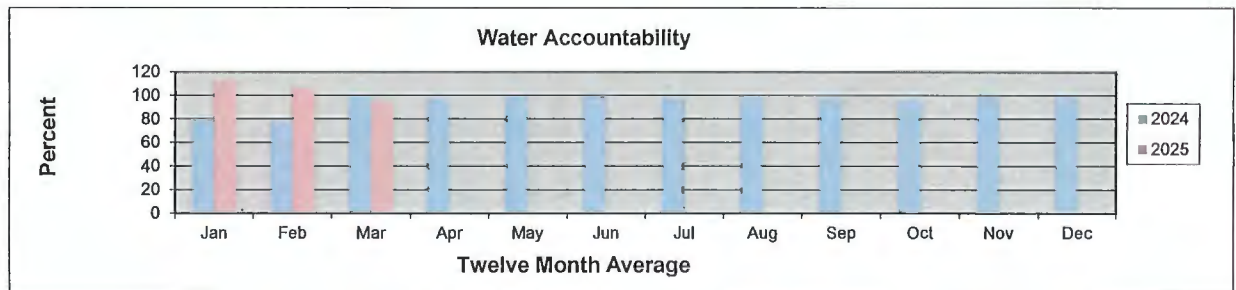
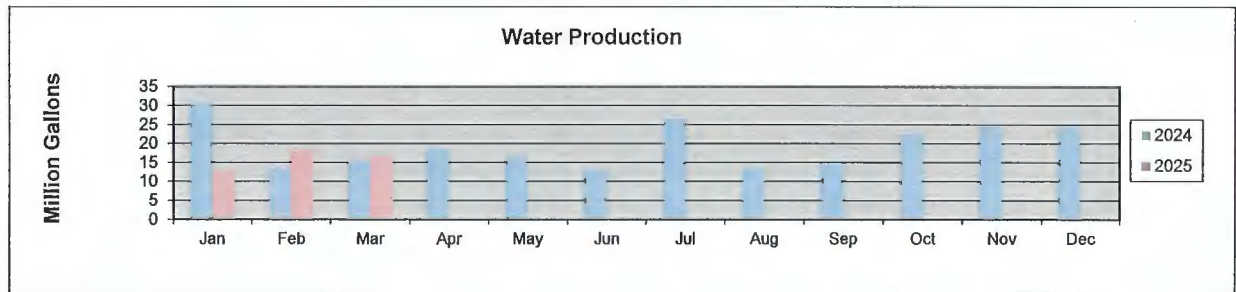
Permit Excursions: **None**

	Permitted	Actual	Units	Excursion
DO Minimum:	6.00	6.00	Milligrams / Liter	No
Minimum pH	6.00	7.40	Standard Units	No
Maximum pH	9.00	7.90	Standard Units	No
TSS Daily Avg.:	313.0	11.68	Pounds / Day	No
TSS Daily Avg.:	15.0	1.21	Milligrams / Liter	No
TSS Daily Max.:	40.0	2.40	Milligrams / Liter	No
NH3 Daily Avg.:	42.0	0.96	Pounds / Day	No
NH3 Daily Avg.:	2.0	0.10	Milligrams / Liter	No
NH3 Daily Max.:	10.0	0.10	Milligrams / Liter	No
Flow 2 hr. peak:	5208	938	GPM	No
Flow Annual Avg.	2.500	1.269	Million Gal. / Day	No
Flow Daily Avg.:	n/a	1.140	Million Gal. / Day	No
Flow Daily Max.:	n/a	1.201	Million Gal. / Day	No
CBOD Daily Avg.:	146.0	21.34	Pounds / Day	No
CBOD Daily Avg.:	7.0	2.21	Milligrams / Liter	No
CBOD Daily Max.:	17.0	3.30	Milligrams / Liter	No
E. Coli Daily Avg:	63	3	Cfu / 100 ML	No
E. Coli Max:	200	10	Cfu / 100 ML	No



## CNP Utility District Water Production and Accountability

Period Ending	Production (MG)	Surface Water	Interconnect Water	Accounted For	Billed (MG)	Accountability (%)	Twelve Month Average
January, 2024	30.497	11.550		0.045	33.749	80.4	93.1
February, 2024	13.526	27.869		0.097	31.766	77.0	91.4
March, 2024	15.247	21.356		0.607	35.642	99.0	91.6
April, 2024	18.583	17.842		0.107	35.185	96.9	91.6
May, 2024	16.200	21.437		0.149	37.060	98.9	92.0
June, 2024	13.229	26.466		0.174	39.503	100.0	92.4
July, 2024	26.552	10.235		0.276	35.503	97.3	92.5
August, 2024	13.555	25.278		0.074	38.279	98.8	93.0
September, 2024	14.667	24.334		0.150	37.833	97.4	93.2
October, 2024	22.567	19.911		0.442	40.161	95.6	93.5
November, 2024	24.545	9.934		0.042	34.289	99.6	94.4
December, 2024	24.408	12.323		0.166	36.064	98.6	94.9
January, 2025	12.717	19.634		0.361	35.845	111.9	97.6
February, 2025	18.105	10.103		0.100	29.419	104.6	99.9
March, 2025	16.353	19.876		0.057	33.859	93.6	99.4
April, 2025							
May, 2025							
June, 2025							
July, 2025							
August, 2025							
September, 2025							
October, 2025							
November, 2025							
December, 2025							





Description	Address	Account Number	Meter Size	2/7/2024 Usage	3/7/2024 Usage	4/7/2024 Usage	5/7/2024 Usage	6/7/2024 Usage	7/7/2024 Usage	8/7/2024 Usage	9/7/2024 Usage	10/7/2024 Usage	11/7/2024 Usage	12/7/2024 Usage	1/7/2025 Usage	2/7/2025 Usage	3/7/2025 Usage
Lent Family Park West-Dog Park/ Restrooms	18103 Cypress Trace	043-02030-00	4 inch	46	62	49	47	50	40	56	63	61	38	37	25	46	54
Lent Family Park West-Vacant	18103 Cypress Trace	043-02031-00	2 inch	0	0	0	0	0	0	1	1	0	0	0	0	0	0
Lent Family Park West-Soccer Field	18103 Cypress Trace	043-02033-01	2 inch	96	68	107	142	220	154	285	146	286	100	45	13	0	45
Lent Family Park West-Irrigation	18103 Cypress Trace	043-02035-00	1.5 inch	74	102	92	4	167	37	301	194	317	110	37	4	3	108
Lent Family Park East-Splash Park	540 Cypress Station	043-23300-00	4 inch	1	2	171	495	1158	73	4	1	4	1	1	13	1	2
Lent Family Park East-Irrigation	540 Cypress Station	043-23310-00	1.5 inch	4	2	97	2	60	37	119	47	234	1	3	5	3	56
Total				221	236	516	690	1655	341	766	452	902	250	123	60	53	265
Less Soccer Field				125	168	409	548	1435	187	481	306	616	150	78	47	53	220
NHCRA Fee				\$ 275.00	\$ 369.60	\$ 899.80	\$ 1,205.60	\$ 3,157.00	\$ 411.40	\$ 1,058.20	\$ 673.20	\$ 1,355.20	\$ 330.00	\$ 171.60	\$ 103.40	\$ 116.60	\$ 484.00

# PREVENTIVE MAINTENANCE SCHEDULE

District Name: CNP UD

Asset Name	Task Name	Frequencies	Last Service	Status of Last Service	Next Service
<b>CNP WP 1: 897 CYPRESS STATION, HOUSTON, TX 77090</b>					
Analyzers	Inspect and Service	Monthly	Apr 2025	Complete	May 2025
Chemical Feed Equipment	Inspect and Service	Quarterly	Feb 2025	In Progress	May 2025
Electrical Survey	Inspect	Annually	May 2024	Complete	May 2025
Elevated Storage Tank	Inspect	Annually	May 2024	Complete	May 2025
Facility PM	Service	Semi-Annually	Jan 2025	Complete	Jul 2025
Gate	Inspect and Service Swinging Electrical Gate	Quarterly	Mar 2025	In Progress	Jun 2025
Generator	2 Hour Load Bank Test	Annually	Jan 2025	In Progress	Jan 2026
Generator	4 Hour Load Run Test	Annually	Apr 2025	In Progress	Apr 2026
Generator	Inspect and Service	Semi-Annually	Nov 2024	Complete	May 2025
Generator Diesel Fuel Cleaning	Clean and Service	Annually	Jun 2024	Not Performed	Jun 2025
GST #1	Inspect Exterior With Interior Inspection from Hatch	Annually	May 2024	Complete	May 2025
HPT #1	Inspect Exterior	Annually	May 2024	Complete	May 2025
HPT #1	Inspect Interior	5 Years	Mar 2022	Complete	Mar 2027
LAS Pumps	Inspect and Service	Annually	Feb 2025	In Progress	Feb 2026
Water Well #1	Well Production/Vibration Test	Semi-Annually	Feb 2025	In Progress	Aug 2025
<b>CNP WP 2: 607 REDLEAF, HOUSTON, TX 77090</b>					
Electrical Survey	Inspect	Annually	May 2024	Complete	May 2025
Facility PM	Service	Semi-Annually	Jan 2025	Complete	Jul 2025
Water Well #2	Well Production/Vibration Test	Semi-Annually	Feb 2025	In Progress	Aug 2025
<b>CNP WP 3: 301 WELLS FARGO DRIVE, HOUSTON, TX 77090</b>					
Chemical Feed Equipment	Inspect and Service	Quarterly	Feb 2025	In Progress	May 2025
Crane Inspection	Inspect	Annually	Sep 2024	Complete	Sep 2025
Electrical Survey	Inspect	Annually	May 2024	Complete	May 2025
Facility PM	Service	Semi-Annually	Jan 2025	Complete	Jul 2025
Gate	Inspect and Service Cantilever Gate	Quarterly	Mar 2025	In Progress	Jun 2025
Generator	2 Hour Load Bank Test	Annually	Jan 2025	In Progress	Jan 2026
Generator	4 Hour Load Run Test	Annually	Apr 2025	Complete	Apr 2026
Generator	Inspect and Service	Semi-Annually	Nov 2024	Complete	May 2025
Generator Diesel Fuel Cleaning	Clean and Service	Annually	Jun 2024	Complete	Jun 2025
GST #1	Inspect Exterior With Interior Inspection from Hatch	Annually	May 2024	Complete	May 2025
HPT #1	Inspect Exterior	Annually	May 2024	Complete	May 2025
HPT #1	Inspect Interior	5 Years	Mar 2022	Complete	Mar 2027
LAS Pumps	Inspect and Service	Annually	Feb 2025	In Progress	Feb 2026
Water Well #3	Well Production/Vibration Test	Semi-Annually	Feb 2025	In Progress	Aug 2025

**District Name: CNP UD**

Asset Name	Task Name	Frequencies	Last Service	Status of Last Service	Next Service
<b>CNP WP 4: 17735 WESTFIELD PLACE DRIVE, HOUSTON, TX 77090</b>					
Air Conditioning Unit	Inspect and Service Near SCADA Room	Semi-Annually	Apr 2025	Complete	Oct 2025
Chemical Feed Equipment	Inspect and Service	Quarterly	Feb 2025	In Progress	May 2025
Crane Inspection	Inspect	Annually	Sep 2024	Complete	Sep 2025
Electrical Survey	Inspect	Annually	May 2024	Complete	May 2025
Facility PM	Service	Semi-Annually	Jan 2025	Complete	Jul 2025
Gate	Inspect and Service Centilever Gate	Quarterly	Mar 2025	In Progress	Jun 2025
Generator	2 Hour Load Bank Test	Annually	Jan 2025	In Progress	Jan 2026
Generator	4 Hour Load Run Test	Annually	Apr 2025	In Progress	Apr 2026
Generator	Inspect and Service	Semi-Annually	Nov 2024	Complete	May 2025
Generator Diesel Fuel Cleaning	Clean and Service	Annually	Jun 2024	Complete	Jun 2025
GST #1	Inspect Exterior With Interior Inspection from Hatch	Annually	May 2024	Complete	May 2025
HPT #1	Inspect Exterior	Annually	May 2024	Complete	May 2025
HPT #1	Inspect Interior	5 Years	Mar 2022	Complete	Mar 2027
LAS Pumps	Inspect and Service	Annually	Feb 2025	In Progress	Feb 2026
Water Well #4	Well Production/Vibration Test	Semi-Annually	Feb 2025	In Progress	Aug 2025
<b>CNP WWTP: 530 CYPRESS STATION DRIVE, HOUSTON, TX 77090</b>					
Air Conditioning Unit	Inspect and Service (For Ultra Violet System)	Semi-Annually	Apr 2025	Complete	Oct 2025
Blowers and Motors	Service	Quarterly	Mar 2025	In Progress	Jun 2025
Crane Inspection	Inspect (For Ultra Violet System)	Annually	Sep 2024	Complete	Sep 2025
Effluent Basin	Clean and Service	Annually	Aug 2024	Complete	Aug 2025
Effluent Sampler	Inspect and Service	Quarterly	Mar 2025	In Progress	Jun 2025
Electrical Survey	Inspect	Annually	Feb 2025	In Progress	Feb 2026
Facility PM	Service	Semi-Annually	Jan 2025	Complete	Jul 2025
Fine Screen	Clean and Service	Quarterly	Apr 2025	Complete	Jul 2025
Flow Recording Equipment	Service and Calibrate	Semi-Annually	Apr 2025	Complete	Oct 2025
Gate	Inspect and Service	Quarterly	Apr 2025	Complete	Jul 2025
HPT #1	Inspect Exterior	Annually	May 2024	Complete	May 2025
HPT #1	Inspect Interior	5 Years	Mar 2022	Complete	Mar 2027
Hydraulic Traveling Bridge	Inspect and Service Clarifier 1,2,3 & Sand Filters 1,2	Annually	Oct 2024	Complete	Oct 2025
Influent Sampler	Inspect and Service	Quarterly	Mar 2025	In Progress	Jun 2025
Ultra Violet System	Inspect and Service	Quarterly	Apr 2025	Complete	Jul 2025
<b>CNP OSLS: 530 CYPRESS STATION, HOUSTON, TX 77090</b>					
Air Conditioning Unit	Inspect and Service OSLS 2nd Unit - VFD	Annually	May 2024	Complete	May 2025
Air Conditioning Unit	Inspect and Service OSLS Office	Annually	May 2024	Complete	May 2025
Lift Pump PM OSLS	Inspect and Service OSLS	Annually	Jun 2024	Complete	Jun 2025

District Name: CNP UD

Asset Name	Task Name	Frequencies	Last Service	Status of Last Service	Next Service
CNP OSLS: 530 CYPRESS STATION, HOUSTON, TX 77090					
On Site Lift Station	Clean and Service	Quarterly	Mar 2025	In Progress	Jun 2025
CNP LS 1 (ENTERPRISE): 16390 NORTH FREEWAY, HOUSTON, TX 77090					
Lift Pump PM	Inspect and Service	Semi-Annually	Feb 2025	In Progress	Aug 2025
Lift Station #1	Clean and Service	Semi-Annually	Dec 2024	Complete	Jun 2025
CNP UD OTHER ROUTINE MAINTENANCE					
Commercial Meters	Test	Annually	May 2024	Complete	May 2025
Fire Hydrants	Inspect	Semi-Annually	Oct 2024	Complete	Apr 2025



**CNP UTILITY DISTRICT**  
**Security Fee- Equivalent Connection Analysis**  
**5,000 gallons = 1 connection**

ACCT #	Customer	Service Address	Description	2022- USAGE												Avg Usage	Current MCAU	Proposed MCAU for 2025
				JAN	FEB	MAR	APR	MAY	JUN	JUL	AUG	SEPT	OCT	NOV	DEC			
043-01040-01	Gray, Jacqueline	1605	Roundhill	Residential													1	1
043-01050-02	LP Roundhill LLC	1604	Roundhill	Residential													1	1
043-01080-02	LP Roundhill LLC	1603	Roundhill	Residential													1	1
043-01100-02	LP Roundhill LLC	1602	Roundhill	Residential													1	1
043-01120-02	LP Roundhill LLC	1601	Roundhill	Residential													1	1
043-01200-03	Castillo, Yessy	1507	Sandy Runn	Residential													1	1
043-01220-02	LP Roundhill LLC	1506	Sandy Runn	Residential													1	1
043-01240-01	Quintanar, Tomasa	1505	Sandy Runn	Residential													1	1
043-01260-02	Mickens, Curtis	1504	Sandy Runn	Residential													1	1
043-01280-04	LP Roundhill LLC	1503	Sandy Runn	Residential													1	1
043-01300-08	Toledo, Fabian	1502	Sandy Runn	Residential													1	1
043-1320-04	Flores, Jose	1501	Sandy Runn	Residential													1	1
	<b>Total Residential</b>																<b>12</b>	<b>12</b>
043-00900-02	Cypress Station Holdings LLC	1007	Cypress Station	Multi-Family													156	156
043-00920-03	CAF Arden Cypress Owner LLC	905	Cypress Station	Multi-Family													200	200
043-00940-03	CAF Arden Cypress Owner LLC	905	Cypress Station	Multi-Family													248	248
043-01020-02	LP Roundhill LLC		Bldg 11 & 12	Multi-Family													12	12
043-01140-02	LP Roundhill LLC		Bldg 9	Multi-Family													10	10
043-01160-02	LP Roundhill LLC		Bldg 10	Multi-Family													12	12
043-01180-02	LP Roundhill LLC		Bldg 13 & 14	Multi-Family													14	14
043-01360-02	LP Roundhill LLC		Bldg 2	Multi-Family													12	12
043-01380-02	LP Roundhill LLC		Bldg 3	Multi-Family													15	15
043-01400-02	LP Roundhill LLC		Bldg 4	Multi-Family													12	12
043-01440-02	LP Roundhill LLC		Bldg 8	Multi-Family													8	8

**CNP UTILITY DISTRICT**  
**Security Fee- Equivalent Connection Analysis**  
**5,000 gallons = 1 connection**

ACCT #	Customer	Service Address	Description	2022- USAGE												Avg Usage	Current MCAU	Proposed MCAU for 2025
				JAN	FEB	MAR	APR	MAY	JUN	JUL	AUG	SEPT	OCT	NOV	DEC			
043-01460-02	LP Roundhill LLC		Bldg 6 & 7														14	14
043-01500-02	LP Roundhill LLC		Bldg 1														10	10
043-01520-02	LP Roundhill LLC		Bldg 5														10	10
043-01560-02	Parc 505 Property SPE LLC		Chestnut Park 22-24														28	28
043-01580-02	Parc 505 Property SPE LLC		Chestnut Park 25-27														30	30
043-01600-02	Parc 505 Partners Holdings		Chestnut Park 18-21														36	36
043-01620-02	Parc 505 Property SPE LLC		Chestnut Park 8-10														32	32
043-01640-02	Parc 505 Property SPE LLC		Chestnut Park 11/16/17														24	24
043-01660-02	Parc 505 Property SPE LLC		Chestnut Park 29-32														27	27
043-01680-02	Parc 505 Property SPE LLC		Chestnut Park 54-57														44	44
043-01700-02	Parc 505 Property SPE LLC		Chestnut Park 42/51/52														38	38
043-01740-02	Parc 505 Property SPE LLC		Chestnut Park 46-50														50	50
043-01760-02	Parc 505 Property SPE LLC		Chestnut Park 39-41/43-45/53														52	52
043-01780-02	Parc 505 Property SPE LLC		Chestnut Park 13-15														30	30
043-01800-02	Parc 505 Property SPE LLC		Chestnut Park 6/12														24	24
043-01820-02	Parc 505 Property SPE LLC		Chestnut Park 4/5/7														40	40
043-01840-02	Parc 505 Property SPE LLC		Chestnut Park 1-2														32	32
043-01850-02	GPI Cypress Station LP	18200	Westfield Place														296	296
043-02040-05	SJ Cypress Parc DE LLC	18001	Cypress Trace														100	100
043-02060-05	SJ Cypress Parc DE LLC	18001	Cypress Trace														100	100
043-02080-05	910 Cypress Station Holdings LLC	910	Cypress Station														464	464
043-02100-03	Globix Palms LLC	990	Cypress Station														345	345
043-02120-04	Copper Lodge Apartments	1000	Cypress Station														147	147
043-02140-04	Copper Lodge Apartments	1000	Cypress Station														147	147
043-02200-04	200 Hollow Tree Lane Apt	200	Hollow Tree														320	320

**CNP UTILITY DISTRICT**  
**Security Fee- Equivalent Connection Analysis**  
**5,000 gallons = 1 connection**

ACCT #	Customer	Service Address	Description	2022- USAGE												Avg Usage	Current MCAU	Proposed MCAU for 2025
				JAN	FEB	MAR	APR	MAY	JUN	JUL	AUG	SEPT	OCT	NOV	DEC			
043-02220-04	200 Hollow Tree Lane Apt	100	Hollow Tree	Multi-Family													63	63
043-02240-04	200 Hollow Tree Lane Apt	100	Hollow Tree	Multi-Family													63	63
043-02260-04	200 Hollow Tree Lane Apt	100	Hollow Tree	Multi-Family													63	63
043-02280-04	200 Hollow Tree Lane Apt	100	Hollow Tree	Multi-Family													63	63
043-04500-03	555 Cypress Lake LP	555	Butterfield	Multi-Family													216	216
043-05140-01	GWR Preakness	210	Wells Fargo	Multi-Family													224	224
043-05220-02	Carriage Place Apt	505	Wells Fargo	Multi-Family													138	138
043-05240-02	Carriage Place Apt	505	Wells Fargo	Multi-Family													138	138
043-05590-03	LSC 5 Oaks Owner 11, LLC	18203	Westfield Place	Multi-Family													114	114
043-05610-03	LSC 5 Oaks Owner 11, LLC	18203	Westfield Place	Multi-Family													114	114
043-20000-04	West Mount Hollow Tree Parc	101	Hollow Tree	Multi-Family													280	280
	<b>Total Multi-Family</b>																4615	4615
043-00462-01	BEL AIR LIGHTING INC	16622	NORTH FREEWAY								0	0	0	0	0	0	1	1
043-00740-05	CPL Lantern LLC	411	Lantern Bend	Office Building	12	11	13	13	12	14	14	14	15	14	15	13	7	3
043-00742-01	H ONE TX LOGISTICS INC	16615	NORTH FREEWAY											0	6	3	1	1
043-00744-00	Maxx Builders LLC	16994	N FREEWAY (DOM)	REGULAR		0	0	0	0	0	0	0	0	0	0	0	1	1
043-00760-05	CPL Lantern LLC	411	Lantern Bend	Office Building	3	0	3	3	3	3	4	3	5	5	4	3	2	1
043-00810-01	Bel Furniture II Inc	16940	North Freeway	Retail	4	5	4	4	3	4	4	4	4	4	5	4	0	1
043-00840-00	Park Manor of Cypress Station	420	Lantern Bend	Office Building	414	415	497	132	306	461	390	384	321	414	492	400	24	77
043-01960-01	NW Crossing Management	110	Cypress Station	Office Building	159	16	16	121	154	172	188	204	188	266	340	19	31	31
043-02000-01	NW Crossing Management	140	Cypress Station	Office Building	10	8	10	10	9	8	10	6	9	10	8	9	2	2
043-02300-00	Timewise Food Store	90	Hollow Tree	Fuel/ Food Store	14	10	10	13	10	18	12	9	11	10	10	14	6	2
043-02340-00	Sonic Houston JLR LP	18205	North Freeway	Car Dealership	97	89	95	123	83	81	209	112	307	263	130	78	16	28
043-02380-01	F9 Properties LLC	17955	North Freeway	Retail	0	1	1	1	0	1	0	1	0	1	1	0	0	1



**CNP UTILITY DISTRICT**  
**Security Fee- Equivalent Connection Analysis**  
**5,000 gallons = 1 connection**

ACCT #	Customer	Service Address	Description	2022- USAGE												Avg Usage	Current MCAU	Proposed MCAU for 2025
				JAN	FEB	MAR	APR	MAY	JUN	JUL	AUG	SEPT	OCT	NOV	DEC			
043-02420-01	Sonic Houston JLR LP	18111	North Freeway	Car Dealership	0	0	0	0	0	0	0	0	0	1	0	0	0	1
043-02461-01	Naismith Drew	16988	North Freeway	Warehouse	3	2	2	2	2	1	2	0	2	1	1	1	2	15
043-02480-01	DeMontrond Automotive Group	17925	North Freeway	Car Dealership	71	88	92	117	100	77	67	61	85	93	120	85	88	18
043-02520-01	DeMontrond Automotive Group	17925	North Freeway	Car Dealership	6	7	5	6	6	6	5	6	6	6	5	6	5	1
043-02580-01	Sewell Infiniti of N Houston	17825	North Freeway	Car Dealership	29	28	31	32	30	38	34	36	34	34	34	34	33	7
043-02600-01	Audi North Houston	17815	North Freeway	Car Dealership	0	0	0	0	0	0	0	0	0	0	0	0	4	1
043-02645-00	Sewell Houston Co.	17815	North Freeway	Car Dealership	20	19	23	26	19	53	16	19	20	20	18	16	22	4
043-02660-02	Sewell Infiniti of N Houston	17805	North Freeway	Car Dealership	14	14	14	15	13	13	13	13	15	15	16	14	14	39
043-02720-01	Amrit Inn LLC	17617	North Freeway		157	139	163	169	176	218	228	271	253	224	255	196	204	41
043-02780-04	Shani, Jay	150	Wagon Point		0	0	0	0	0	0	0	0	0	0	0	0	1	1
043-02800-02	Prime Real Estate US	4	FM 1960 West	Retail	0	0	0	0	0	0	0	0	0	0	0	0	0	1
043-02860-02	SPRING PARTNERS LICENSING	17503	N FRWY/FM 1960		41	26	49	68	53	51	1	58	202	251	185	4	82	16
043-02860-03	Zaas C-Store llc	17503	North Freeway/FM 1960		0	0	0	0	0	0	0	0	0	0	0	0	1	1
043-02880-01	Prime Real Estate US	18/22	24/26/28/32/36/38 FM 1960 West	Retail	114	155	174	165	156	134	101	72	69	66	58	51	110	22
043-029001-01	Prime Real Estate US	30	FM 1960 West	Retail	163	150	145	158	145	140	128	114	120	60	3	3	111	22
043-02920-02	The Woodlands Community	60	FM 1960 West	Retail	3	3	2	3	2	5	2	2	3	3	2	3	3	1
043-02940-01	Prime Real Estate US	14/16	FM 1960 West	Retail	3	2	1	2	1	4	3	3	4	3	4	9	3	1
043-02980-02	Vacant	17519	North Freeway/FM1960		0	0	0	0	0	0	0	0	0	0	0	0	4	0
043-03000-01	Prime Real Estate US	72	FM 1960 West	PKG Store	0	0	0	0	0	0	0	0	0	0	0	0	0	1
043-03020-04	Prime Real Estate US	82	FM 1960 West	Retail	0	0	0	0	0	0	0	0	0	0	0	0	0	1
043-03040-00	Prime Real Estate US	84	FM 1960 West	Retail	0	0	0	0	0	0	0	0	0	0	0	0	0	1
043-03080-02	Prime Real Estate US	90	FM 1960 West	Retail	1	1	3	1	2	1	1	6	5	9	1	1	3	1
043-03120-00	GNC	96	FM 1960 West	Retail	0	1	1	0	0	1	1	0	0	0	1	0	0	1
043-03140-01	Prime Real Estate US	102	FM 1960 West	Retail	2	2	2	1	2	10	2	2	4	9	2	2	3	1
043-03160-01	FSAF Investment Inc.	110	FM 1960 West	Retail	1	0	0	0	0	1	0	0	0	0	1	0	0	1

**CNP UTILITY DISTRICT**  
**Security Fee- Equivalent Connection Analysis**  
**5,000 gallons = 1 connection**

ACCT #	Customer	Service Address	Description	2022- USAGE												Avg Usage	Current MCAU	Proposed MCAU for 2025
				JAN	FEB	MAR	APR	MAY	JUN	JUL	AUG	SEPT	OCT	NOV	DEC			
043-03200-02	Marshall, Lisa	124	FM 1960 West	15	16	18	25	32	38	58	57	65	71	28	3	36	1	7
043-03240-00	Hooters of America	120	FM 1960 West	70	58	60	71	63	60	61	49	62	64	73	64	63	10	13
043-03260-00	Cilantro Cocina Mexican Restaurant	10	FM 1960 West	76	77	62	73	54	63	54	49	53	47	53	42	59	10	12
043-03300-01	Vacant	302	FM 1960 West	0	0	0	0	0	0	0	0	0	0	0	0	0	25	0
043-03320-01	Prime Real Estate US	300	FM 1960 West	0	0	0	0	0	0	0	0	0	0	0	0	0	0	1
043-03360-01	TPI 1960 Retail LLC	344	FM 1960 West	9	5	13	14	79	95	47	35	9	10	9	8	28	2	6
043-03380-02	TPI 1960 Retail LLC	348	FM 1960 West	24	36	31	51	24	22	26	52	23	19	41	51	33	6	7
043-03420-01	Perfect One Star Inc	444	FM 1960 West	25	15	14	17	17	17	17	13	15	14	14	13	16	4	3
043-03480-01	TPI 1960 Retail LLC	376	FM 1960 West-1D	39	41	42	51	49	52	56	51	50	44	44	38	46	10	9
043-03500-05	TPI Cypress Point LLC	376	FM 1960 West-1C	121	135	125	95	11	67	33	50	26	1	0	7	56	1	11
043-03520-01	TPI 1960 Retail LLC	376	FM 1960 West-1B	27	27	22	27	29	23	24	21	24	18	18	22	24	4	5
043-03530-01	Ross Dress for Less	380	FM 1960 West #A	7	38	5	5	4	6	5	4	6	2	2	4	7	3	1
043-03540-03	TPI 1960 Retail LLC	380	FM 1960 West	0	4	2	2	1	4	3	3	5	2	3	3	3	0	1
043-03560-04	Ross Dress for Less #5245	370	FM 1960 West	6	4	5	4	5	4	5	4	4	8	0	5	5	5	1
043-03570-01	Rodeo Dental Texas	366	FM 1960 West	2	5	2	4	3	4	33	30	33	6	47	13	15	0	3
043-03580-00	Kroger 034-395	360	FM 1960 West	125	97	113	116	89	101	108	100	116	204	99	179	121	27	24
043-03600-01	Festival Properties Inc	310	FM 1960 West	179	180	174	190	166	173	170	144	175	181	175	156	172	29	34
043-03620-03	Emma Beauty Supply	330	FM 1960 West	2	3	2	2	3	1	2	2	2	5	1	9	3	1	1
043-03680-00	Northwest Medical Plaza LP	275	Lantern Bend	21	17	22	24	23	25	23	20	31	37	38	36	26	9	5
043-03720-00	Brookdale Senior Living Inc	303	Lantern Bend	136	123	152	190	159	158	180	231	186	210	298	264	191	42	38
043-03740-01	Kidz Kreation Learning Center	403	Hollow Tree	0	0	0	0	0	0	0	0	0	0	0	0	0	0	1
043-03760-00	HTG Properties Inc	455	Hollow Tree	53	35	59	52	42	59	74	58	90	55	68	45	58	12	12
043-03780-00	BE Pham Construction	407	Hollow Tree	343	300	308	360	285	301	284	284	271	298	279	262	298	63	60
043-03820-02	CAMBRIDGE CYPRESS STATION	1120	Cypress Station	13	701	396	23	1	1	0	0	0	1	0	0	95	2	19
043-03840-02	Cypress Station Office Condos	1125	Cypress Station	4	6	6	8	8	9	9	25	15	6	5	4	9	4	2



**CNP UTILITY DISTRICT**  
**Security Fee- Equivalent Connection Analysis**  
**5,000 gallons = 1 connection**

ACCT #	Customer	Service Address	Description	2022- USAGE												Avg Usage	Current MCAU	Proposed MCAU for 2025
				JAN	FEB	MAR	APR	MAY	JUN	JUL	AUG	SEPT	OCT	NOV	DEC			
043-03880-00	Cypress Station Office Condos	1125	Cypress Station	13	33	17	18	23	30	18	20	18	22	22	22	21	13	4
043-03900-02	Bakshi, Fred	1140	Cypress Station	1	0	6	13	7	19	33	10	25	68	66	65	26	1	5
043-03920-01	Millennium Cypress Station	1250	Cypress Station	2	5	10	8	7	6	8	7	8	8	8	7	7	2	1
043-03960-02	Chimbell Enterprises LLC	1340	Cypress Station	46	44	47	52	50	45	34	23	32	48	31	7	38	6	8
043-03980-02	Cypress Automotive	625	Timberdale	2	2	3	2	4	3	3	2	2	2	2	2	2	0	1
043-04020-01	GWB Timberdale LLC	607	Timberdale	152	148	151	164	148	159	155	150	175	135	165	152	155	27	31
043-04080-00	442000 Brinker International	518	FM 1960 West	93	89	88	100	85	101	101	93	96	102	122	105	98	27	20
043-04120-06	Chapa, Juan	566	FM 1960 Bldg D	3	3	3	2	3	2	3	2	2	2	3	2	3	2	1
043-04160-01	Madison Dental	566	FM 1960 Bldg A	17	15	17	14	14	13	10	9	17	14	15	12	14	4	3
043-04180-03	Roche, Lazaro	566	FM 1960 BLDG B 1" DOM	0	0	0	0	0	0	0	0	0	0	42	40	7	1	1
043-04200-04	American Wings & More	566	FM 1960 Bldg C	16	11	12	29	18	12	15	12	11	12	13	12	14	0	3
043-04220-00	I-HOP Corporation #1444	1414	Cypress Station	69	53	142	291	116	57	60	57	56	52	54	57	89	12	18
043-04250-01	SIJS Investments Inc	1410	Cypress Station	193	193	271	164	126	172	196	216	227	320	385	389	238	17	48
043-04260-07	Garza, Joel	510	FM 1960 West	27	31	24	29	28	24	26	23	21	20	23	157	36	7	7
043-04280-01	Hartman 1960 Properties-Chase	616	FM 1960 West	319	336	196	204	121	76	81	239	510	841	380	0	275	39	55
043-04280-02	616 PROPERTY MANAGEMENT L	616	FM 1960 - CHASE BANK	0	0	0	0	0	0	0	0	0	0	42	231	23	0	5
043-04320-00	AASTIK Inc	609	FM 1960 West	109	95	109	127	138	159	139	126	135	129	150	143	130	50	26
043-04380-00	Taco Bell/31985-X	619	FM 1960 West	99	89	91	84	41	38	34	27	33	32	30	26	52	7	10
043-04400-02	Texas Restaurant Holding LLC	603	FM 1960 West	40	24	21	26	22	25	28	26	29	36	35	34	29	5	6
043-04440-00	Munday Mazda	555	FM 1960 West	11	12	11	12	11	13	13	15	12	9	12	10	12	2	2
043-04540-02	UT Car Wash	1625	Cypress Station C	37	38	48	59	36	41	38	31	39	42	44	34	41	9	8
043-04560-07	ROAYAEE LLC	1539	Cypress Station	0	0	0	0	1	1	1	1	2	6	2	3	1	1	1
043-04570-01	Hirani, Amin	1801	Cypress Station	136	131	124	136	126	180	189	177	177	198	160	164	158	45	32
043-04580-01	BM475 FM LLC	475	FM 1960 West	20	14	17	17	14	21	16	17	18	21	37	36	21	0	4
043-04620-02	Paeteria El Pibe	435	FM 1960 West	2	3	3	7	7	9	12	17	54	41	79	52	24	1	5

**CNP UTILITY DISTRICT**  
**Security Fee- Equivalent Connection Analysis**  
**5,000 gallons = 1 connection**

ACCT #	Customer	Service Address	Description	2022- USAGE												Avg Usage	Current MCAU	Proposed MCAU for 2025	
				JAN	FEB	MAR	APR	MAY	JUN	JUL	AUG	SEPT	OCT	NOV	DEC				
043-04660-02	Grace Family Baptist Church	106	Bammel Westfield	Church	5	4	3	7	5	4	3	3	3	4	4	3	4	1	1
043-04680-00	McDonald's, Site #02880	347	FM 1960 West	Restaurant	0	0	21	39	33	33	41	34	43	30	43	36	29	13	6
043-04700-00	McLendon, Raymond	112	Bammel Westfield		2	3	3	3	2	3	2	115	3	3	2	2	12	1	2
043-04720-00	McDonald's, Site #02880	339	FM 1960 - IH45	Restaurant	58	52	50	54	51	53	50	48	54	56	55	53	53	11	11
043-04740-01	Sunbelt Jewelry & Loan	337	FM 1960 West		1	1	1	1	1	4	1	1	1	0	1	1	1	0	1
043-04760-03	VANEGAS, WILBER	335	FM 1960 West									0	1	4	1	1	1	1	1
043-04780-00	Pet City Discount Center	230	Bammel Westfield		18	20	15	18	17	21	17	21	22	21	24	9	19	7	4
043-04800-02	B H Properties TX033	241	FM 1960 West/Louis Shank		0	0	0	0	0	0	0	0	0	0	0	0	0	0	1
043-04820-02	B H Properties TX033	235	FM 1960 West/Louis Shank		4	2	2	4	3	2	2	3	3	4	11	3	4	1	1
043-04840-02	B H Properties TX033		N Side Cypress Station/Louis Shank		0	0	0	0	0	0	0	0	0	0	63	0	5	0	1
043-04860-02	B H Commercial Portfolio		Back of Bennigans		185	162	188	212	230	260	273	150	205	187	256	194	209	45	42
043-04880-00	Taqueria Arandas #23	231	FM 1960 West	Restaurant	82	72	79	85	74	80	77	75	74	81	79	72	78	22	16
043-04900-00	706800 Wells Fargo	17323	North Freeway-Jetero		40	6	5	6	7	10	2	2	9	4	2	2	8	6	2
043-04920-01	REALTY INCOME	17313	I-45			0	11	0	0	0	0	0	0	0	0	0	1	4	1
043-04960-03	Patel, Tushar	150	Overland Trail		138	163	178	210	213	169	134	118	117	79	64	80	139	29	28
043-04980-01	Zakk & Aziz LLC	101	Wells Fargo Drivethru		2	3	2	2	2	3	3	2	2	2	3	3	2	0	1
043-05000-01	HARTMAN INCOME REIT INC	17211	IH-45		0	0	0	0	0	0	0	0	0	0	0	0	0	3	1
043-05060-02	Mc Rye Springs LLC	220	Bammel Westfield		53	0	0	0	0	0	0	0	0	0	0	0	4	94	1
043-05060-03	SPRING STUDIO HOUSTON SPE	220	BAMMEL WESTFIELD		230	293	252	541	605	570	701	951	875	713	729	385	570	1	114
043-05100-03	TRG Properties	300	Bammel Westfield		1	1	1	1	1	0	1	1	0	1	1	4	1	1	1
043-05120-03	Cypress Station Business Center	301-30	Wells Fargo		100	80	79	105	85	45	37	27	25	19	25	19	54	11	11
043-05160-04	Cypress Station Business Center	301-30	Wells Fargo		4	52	74	72	141	66	88	276	51	52	49	47	81	33	16
043-05180-03	Cypress Station Business Center	301-30	Wells Fargo		79	70	155	124	69	161	143	128	137	95	110	81	113	15	23
043-05200-01	Northden Holding LTD	530	Wells Fargo		149	77	19	17	18	432	166	14	17	15	19	12	80	35	16
043-05280-01	Woodland Joint Venture LLC	17111	IH-45		312	284	304	441	437	624	910	907	1031	818	885	836	649	78	130



**CNP UTILITY DISTRICT**  
**Security Fee- Equivalent Connection Analysis**  
**5,000 gallons = 1 connection**

ACCT #	Customer	Service Address		Description	2022- USAGE												Avg Usage	Current MCAU	Proposed MCAU for 2025
					JAN	FEB	MAR	APR	MAY	JUN	JUL	AUG	SEPT	OCT	NOV	DEC			
043-05420-01	Sewell Collision Center	111	Stage Run	Car Dealership	9	9	8	9	8	9	7	7	8	8	9	8	8	2	2
043-05560-00	Panda Express	431	FM 1960 West	Restaurant	102	82	95	134	120	130	115	113	146	144	150	132	122	22	24
043-06000-01	DaVita Inc	72	FM 1960 West	Retail	219	200	199	211	208	240	227	222	233	229	206	178	214	53	43
043-06500-02	Interstate Commerce Center	2031	Cypress Station (Bldg 3)		10	9	16	26	31	31	21	56	43	37	15	16	26	1	5
043-06800-01	Interstate Commerce Center	2032	Cypress Station (Bldg 4)		17	15	13	11	12	15	14	13	17	12	15	16	14	1	3
043-07010-00	Millennium Cypress Station	522	Timberdale		10	19	49	86	57	15	33	69	92	34	30	15	42	2	8
043-07020-00	Hartman Income Reit	17211	IH-45		0	0	0	0	0	0	0	0	0	0	0	0	0	1	1
043-07020-01	GRACE TSAI	1721	IH-46		0	0	0	0	0	0	0	0	0	0	0	0	0	1	1
043-10000-01	Star Furniture	18107	IH-45 North		4	4	7	5	4	5	4	7	1	29	3	4	6	0	1
043-10300-01	Pothuri, Vanitha	16855	North Freeway @ 1960		1	1	1	1	1	1	1	1	102	2	1	1	10	5	2
043-10510-00	Cypress Nathan Corporation	636	Cypress Station		25	21	23	27	26	31	31	25	23	23	24	23	25	22	5
043-10520-00	Cypress Nathan Corporation	636	Cypress Station		97	88	94	101	97	105	95	92	92	97	95	90	95	1	19
043-22000-02	The Woodlands Community	70-A	FM 1960 West		4	4	4	4	5	4	4	3	5	5	5	4	4	8	1
043-23000-01	S and B Cypress Station	1140	Cypress Station		39	42	38	39	30	25	95	15	11	15	15	18	32	5	6
043-23100-01	JP Morgan Chase Bank-Drivethru	619	Timberdale		23	3	13	44	36	39	37	30	21	117	321	665	112	14	22
043-25000-02	DTP Enterprises Inc	436	FM 1960 West		54	56	54	58	59	77	73	87	72	63	56	61	64	70	13
043-25200-01	Touchstone Strategies	303	Hollow Tree		350	300	294	331	287	311	349	461	402	421	460	453	368	0	74
043-25310-01	Kroger Texas LP	360	FM 1960 (Kroger Fuel)		2	1	6	0	1	1	1	0	2	0	1	1	1	113	1
043-25410-00	Sewell Houston Co.	17802	Westfield Place	Car Dealership	483	467	539	757	734	468	429	389	470	503	533	424	516	46	103
043-25501-01	LXG Cypress 2 LLC	160	Wagon Point		142	160	166	166	154	182	200	221	206	253	190	152	183	4	37
043-26000-00	EAN Holdings	17046	North Freeway (Enterprise)		21	21	22	25	21	24	32	30	28	33	30	29	26	0	5
043-26300-03	MEL STEVENSON AND ASSOCIA	16950	North Freeway (SW ADI)		0	2	0	0	0	0	0	0	0	0	0	0	0	2	1
043-26400-01	TBSCO Inc	16954	North Freeway Bldg B		22	15	11	17	19	18	12	10	9	9	10	54	17	1	3
043-26500-02	Sandgrens LLC	16958	North Freeway Bldg D		1	1	1	1	1	1	1	0	1	1	1	2	1	0	1
043-26600-01	Grinding Technology LLC	16962	North Freeway Bldg C		15	12	12	13	13	13	13	13	13	14	14	13	13	0	3



**CNP UTILITY DISTRICT**  
**Security Fee- Equivalent Connection Analysis**  
**5,000 gallons = 1 connection**

[illegible]

**CNP UTILITY DISTRICT**  
**Security Fee- Equivalent Connection Analysis**  
**5,000 gallons = 1 connection**

ACCT #	Customer	Service Address	Description	2022- USAGE												Avg Usage	Current MCAU	Proposed MCAU for 2025
				JAN	FEB	MAR	APR	MAY	JUN	JUL	AUG	SEPT	OCT	NOV	DEC			
	Total Residential																12	12
	Total Multi-Family Units																4615	4615
	Total Commerical ESFC																1583	1753
	TOTAL																6210	6380

RSVP



YOU AND A GUEST  
ARE INVITED TO:

**BRISCOE  
WESTERN ART  
MUSEUM**



**JUNE 13<sup>TH</sup> | 8:00pm-12am**

210 W. MARKET STREET, SAN  
ANTONIO, TX

**HOSTED BY:**



**CNP Utility District**

# **CONFIDENTIAL REPORT**

May 15, 2025

submitted by

**Municipal District Services, LLC**



## DELINQUENT LETTER ACCOUNTS LISTING - DUE 05/15/2025

District: 43      CNP UD      Select Status... Arrears Only      Date: 05/08/2025      Page: 1

Account	* Name	Service Address	Total Arrears	Total Current	Letter Due	Deposit
043-02240-04			254.96	2,715.86	2,970.82	14,600.00
043-02700-01			204.58	10.17	214.75	3,000.00
043-03800-01			138.21	10.17	148.38	.00
043-05240-02			26,517.46	7,736.05	34,253.51	6,900.00
043-04120-06			59.91	59.91	119.82	100.00
043-03620-03			119.06	44.94	164.00	160.00
043-05000-01			415.75	71.19	486.94	350.00
043-06900-01			116.51	10.17	126.68	2,800.00
043-05600-03			4,821.13	1,210.16	6,031.29	3,000.00
043-05040-03			35.02	559.11	594.13	.00
043-05060-03			217.68	2,513.95	2,731.63	8,100.00
Items Count:			11			



PRSRT STD  
US POSTAGE  
PAID  
HOUSTON TX  
PERMIT No 542

\*\*\*\* OR CURRENT RESIDENT \*\*\*\*

CNP UD  
406 W. Grand Parkway S., Suite 260  
Katy, Texas 77494



This annual Drinking Water Quality Report provides information on your District's drinking water. The United States Environmental Protection Agency (EPA) requires that all drinking water suppliers in the country provide a water quality report to their customers annually.

*En Espanol*

*Este reporte incluye informacion importante sobre el agua para tomar. Para asistencia en espanol, favor de llamar al telefono (281) 290-3107.*

**Public Participation Opportunities**

The Board of Directors of the District meet at 12:00 Noon on the third Thursday of each month at the offices of Marks Richardson, P.C. located at 3700 Buffalo Speedway, Suite 830, Houston, Texas 77098.

You may mail comments to:

CNP Utility District  
Attn: Board of Directors

406 W. Grand Parkway S, Suite 260, Katy, Texas 77494

Or Call: (281) 290-6500

## Our Drinking Water Meets All Federal (EPA) Drinking Water Requirements

This report is a summary of the quality of the water we provide our customers. The analysis was made by using the data from the most recent U.S. Environmental Protection Agency (EPA) required tests and is presented in the following pages. We hope this information helps you become more knowledgeable about what's in your drinking water.

### SPECIAL NOTICE

You may be more vulnerable than the general population to certain microbial contaminants, such as *Cryptosporidium*, in drinking water. Infants, some elderly, or immunocompromised persons such as those undergoing chemotherapy for cancer, those who have undergone organ transplants, those who are undergoing treatment with steroids, and people with HIV/AIDS or other immune system disorders can be particularly at risk from infections. You should seek advice about drinking water from your physician or health care providers. Additional guidelines on appropriate means to lessen the risk of infection by *Cryptosporidium* are available from the Safe Drinking Water Hotline at (800) 426-4791.

### Where Do We Get Our Water?

Our drinking water is obtained from groundwater and surface water sources. Our groundwater comes from the Evangeline aquifer. The surface water comes from Lake Houston. The TCEQ completed an assessment of your source water and results indicate that some of your sources are susceptible to certain contaminants. The sampling requirements for your water system are based on this susceptibility and previous sample data. Any detection of these contaminants may be found in this Consumer Confidence Report. For more information on source water assessments and protection efforts at our system, please contact us at 281-290-3107.



PWSID: 1010429

CNP Utility District

### Water Sources

The sources of drinking water (both tap and bottled water) include rivers, lakes, streams, ponds, reservoirs, springs and wells. As water travels over the surface of the land or through the ground, it dissolves naturally-occurring minerals and in some cases, radioactive material, and can pick up substances resulting from the presence of animals or from human activity. Contaminants that may be present in source water before treatment include: microbes, inorganic contaminants, pesticides, herbicides, organic chemical contaminants, and radioactive contaminants.



### All Drinking Water May Contain Contaminants

When drinking water meets federal standards there may not be any health based benefits to purchasing bottled water or point of use devices. Drinking water, including bottled water, may reasonably be expected to contain at least small amounts of some contaminants. The presence of contaminants does not necessarily indicate that water poses a health risk. More information about contaminants and potential health effects can be obtained by calling the EPA's Safe Drinking Water Hotline (1-800-426-4791).



### Secondary Constituents

Contaminants may be found in drinking water that may cause taste, color, or odor problems. These types of problems are not necessarily causes for health concern. For more information on taste, odor, or color of drinking water, please contact the system's business office. The taste and odor constituents are called secondary constituents and are regulated by the State of Texas, not the EPA. Therefore, secondaries are not required to be reported in this document, but they may greatly affect the appearance and taste of your water.

CNP Utility District

PWSID: 1010429

## CNP Utility District Drinking Water Quality Report Results

PWSID: 1010429

### About the Tables

The following tables list all of the federally regulated or monitored contaminants which have been found in your drinking water. The U.S. EPA requires water systems to test for up to 97 contaminants. All contaminants detected in your water are below state and federal allowed levels. The State of Texas allows us to monitor for some contaminants less than once per year because the concentrations of these contaminants do not change frequently. In November 2010 your District began to receive surface water provided by the North Harris County Regional Water Authority (NHCRWA). The results for both your groundwater and purchased surface water are listed in the tables. Turbidity is not required to be tested in groundwater so this result is for the surface water received only. In addition, the lead and copper results, chlorine residuals, and disinfection by-product results are all collected out in the District so these results are testing the combined water.

### For More Information:

**You may call 281-290-3107 to speak to a District representative about your Water Quality Report. You may also call the U.S. Environmental Protection Agency's Safe Drinking Water Hotline at 1-800-426-4791.**

In the water loss audit submitted to the Texas Water Development Board for the time period of January - December 2024, our system lost an estimated 31,972,598 gallons of water. If you have any questions about the water loss audit please call 281-290-3107.

### Drinking Water Definitions and Units Description

NA: Not Applicable

ND: Not Detected

NR: Not Reported

pCi/L: picocuries per liter (a measure of radioactivity)

ppm: parts per million, or milligrams per liter (mg/L)

ppb: parts per billion, or micrograms per liter (ug/L)

MNR: Monitoring not required, but recommended

MCL: Maximum Contaminant Level: The highest level of a contaminant that is allowed in drinking water. MCLs are set as close to maximum contaminant level goals as feasible using the best available treatment technology.

MCLG: Maximum Contaminant Level Goal: The level of a contaminant in drinking water below which there is no known or expected health risk. MCLGs allow for a margin of safety.

MRDL: Maximum Residual Disinfection Level: The highest level of a disinfectant allowed in drinking water. There is convincing evidence that addition of a disinfectant is necessary for control of microbial contaminants.

MRDLG: Maximum Residual Disinfection Level Goal: The level of a drinking water disinfectant below which there is no known or expected risk to health. MRDLGs do not reflect the benefits of the use of disinfectants to control microbial contaminants.

AL: Action Level: The concentration of a contaminant which, if exceeded, triggers treatment or other requirements that a water system must follow.

NTU: Nephelometric Turbidity Units (a measure of turbidity)

Level 1 Assessment: A Level 1 assessment is a study of the water system to identify potential problems and determine (if possible) why total coliform bacteria have been found in our water system.

Level 2 Assessment: A Level 2 assessment is a very detailed study of the water system to identify potential problems and determine (if possible) why an Escherichia coli (E. coli) maximum contaminant level (MCL) violation has occurred and/or why total coliform bacteria were found on multiple occasions.



### REGULATED INORGANIC CONTAMINANTS

YEAR	Contaminant (Unit of Measure)	Highest Level Detected (Ground water)	Highest Level Detected (Surface Water)	Range of Detected Levels	Violation	MCL	MCLG	Source of Contaminant
2022-2024	Arsenic (ppb)	9.1	ND	ND - 9.1	No	10	0	Erosion of natural deposits
2022-2024	Barium (ppm)	0.385	0.0520	0.0511 - 0.385	No	2	2	Erosion of natural deposits
2022-2023	Cyanide (ppm)	40	40	ND - 40	No	200	200	Discharge from steel/metal factories; Discharge from plastic and fertilizer factories.
2023-2024	Fluoride (ppm)	0.58	0.11	ND - 0.58	No	4	4	Erosion of natural deposits
2024	Nitrate (ppm)	0.50	0.86	ND - 0.86	No	10	10	Erosion of natural deposits
2014-2024	Alpha emitters (pCi/L)	11.4	ND	ND - 11.4	No	15	0	Erosion of natural deposits
2014-2024	Beta emitter (pCi/L)	4.4	ND	ND - 4.4	No	50	0	Erosion of natural deposits
2014-2024	Combined Radium (pCi/L)	2.84	ND	ND-2.84	No	5	0	Erosion of natural deposits
2014-2024	Uranium (ug/L)	2.4	ND	ND - 2.4	No	30	0	Erosion of natural deposits

### Required Additional Health Information for Arsenic

While your drinking water meets the US EPA's standard for arsenic, it does contain low levels of arsenic. The US EPA's standard balances the current understanding of arsenic's possible health effects against the costs of removing arsenic from drinking water. The US EPA continues to research the health effects of low levels of arsenic, which is a mineral known to cause cancer in humans at high concentrations and is linked to other health effects such as skin damage and circulatory problems.



## CNP Utility District Drinking Water Quality Report Results

PWSID: 1010429

### DISINFECTION RESIDUAL LEVELS

YEAR	Contaminant (Unit of Measure)	Highest Average Level Detected	Range of detected levels	Violation	MRDL	MRDLG	Source of Contaminant
2024	Total Chlorine (ppm)	3.22	1.01 - 4.10	No	4	4	Disinfectant used to control microbes

### DISINFECTION BY-PRODUCT RESULTS

YEAR	Contaminant (Unit of Measure)	Highest Average Level Detected	Range of detected levels	Violation	MCL	Source of Contaminant
2024	Total Haloacetic Acids (ppb)	8.95	ND - 18.7	No	60	Byproduct of drinking water disinfection
2024	Total Trihalomethanes (ppb)	10.80	ND - 21.9	No	80	Byproduct of drinking water disinfection

### TURBIDITY

YEAR	Contaminant (Unit of Measure)	Highest Single Measurement	Lowest Monthly % of Samples Meeting Limits	Turbidity Limits	Source of Contaminant
2024	Turbidity (NTU)	1.22	98	0.3	Soil runoff

Turbidity has no health effects. However, turbidity can interfere with disinfection and provide a medium for microbial growth. Turbidity may indicate the presence of disease-causing organisms. These organisms include bacteria, viruses, and parasites that can cause symptoms such as nausea, cramps, diarrhea, and associated headaches.

### LEAD AND COPPER

YEAR	Contaminant (Unit of Measure)	90th Percentile	No. of sites exceeding Action Level	Violation	Action Level	Source of Contaminant
2022	Lead (ppb)	ND	1	No	15	Corrosion of household plumbing
2022	Copper (ppm)	0.12	0	No	1.3	Corrosion of household plumbing

#### Required Additional Health Information for Lead

Lead can cause serious health problems, especially for pregnant women and young children. Lead in drinking water is primarily from materials and components associated with service lines and home plumbing. The district is responsible for providing high quality drinking water and removing lead pipes, but cannot control the variety of materials used in plumbing components in your home. You share the responsibility for protecting yourself and your family from the lead in your home plumbing. You can take responsibility by identifying and removing lead materials within your home plumbing and taking steps to reduce your family's risk. Before drinking tap water, flush your pipes for several minutes by running your tap, taking a shower, doing laundry or a load of dishes. You can also use a filter certified by an American National Standards Institute accredited certifier to reduce lead in drinking water. If you are concerned about lead in your water and wish to have your water tested, contact the district at 281-290-3107. Information on lead in drinking water, testing methods, and steps you can take to minimize exposure is available at <http://www.epa.gov/safewater/lead>.

#### Lead Service Line Inventory Statement

As part of the U.S. Environmental Protection Agency's (EPA) revised Lead and Copper Rule, CNP Utility District has completed a full inventory of service lines within our water distribution system, including both the public (utility-owned) and private (customer-owned) portions of each service connection.

Based on a thorough review of historical records, customer outreach, and material verification, no lead or galvanized service lines requiring replacement were identified on either the public or private side of our system, nor any unknown service lines were identified. All service lines are confirmed to be made of non-lead materials such as copper, plastic, or other EPA-approved materials.

Although no lead service lines were found, we remain proactive in maintaining accurate records and ensuring ongoing compliance with all regulatory requirements. If you have questions about your service line material, would like to view our inventory, or are interested in voluntary water testing, please contact us at [lcim@mdswater.com](mailto:lcim@mdswater.com) or by phone at 281-290-3170.

## CNP Utility District Drinking Water Quality Report Results

PWSID: 1010429

CNP Utility District participated in gathering data under the EPA's Fifth Unregulated Contaminant Monitoring Rule (UCMR5). Unregulated contaminants are those that don't yet have a drinking water standard set by EPA. The purpose of monitoring for these contaminants is to assist EPA in determining the occurrence of unregulated contaminants in drinking water and whether future regulation is warranted. As our customers, you have a right to know that these data are available. UCMR results and occurrence data can be viewed by the public at <https://www.epa.gov/dwucmr/occurrence-data-unregulated-contaminant-monitoring-rule>. Under UCMR5, public water systems nationwide will be monitoring for 29 per- and polyfluoroalkyl substances (PFAS) and lithium in drinking water. During 2024, CNP Utility District monitored for these compounds and the results are noted in the tables below.

### UNREGULATED CONTAMINANTS - UCMR5

YEAR	Contaminant (Unit of Measure)	Average Level Detected at Entry Point	Range of all Detected Levels
2024	Perfluorobutanoic Acid (PFBA) (ppt)	1.1	ND - 5.5
2024	Lithium (ppb)	17.16	ND - 34.7

### UNREGULATED CONTAMINANTS - UCMR4

YEAR	Contaminant (Unit of Measure)	Highest Level Detected (Groundwater)	Highest Level Detected (Surface water)	Range of detected levels
2019	Manganese (ppb)	5.4	NA	1.1 - 5.4
2019	Germanium (ppb)	0.3	NA	ND - 0.3
2019	HAA5 (ppb)	41.36	NA	0.507 - 41.36
2019	HAA6Br (ppb)	4.144	NA	ND - 4.144
2019	HAA9 (ppb)	44.089	NA	0.507 - 44.089

#### Unregulated Contaminant Monitoring Reporting (UCMR)

In 2019, your District conducted UCMR4 monitoring. There were detections for Manganese, Germanium, HAA5, HAA6Br and HAA9 and the results are in the column above. The following language is required to appear on this report.

*Unregulated contaminants are those for which EPA has not established drinking water standards. The purpose of unregulated contaminant monitoring is to assist EPA in determining the occurrence of unregulated contaminants in drinking water and whether future regulation is warranted. Any unregulated contaminants detected are reported in the following table. For additional information and data visit <https://www.epa.gov/dwucmr/fourth-unregulated-contaminant-monitoring-rule> or call the Safe Drinking Water Hotline at (800) 426-4791.*

### REGULATED INORGANIC CONTAMINANTS

YEAR	Contaminant (Unit of Measure)	Highest Level Detected (Ground Water)	Highest Level Detected (Surface Water)	Range of detected levels	Violation	MCL	MCLG	Source of Contaminant
2024	Atrazine (ppb)	0.24	2.30	ND - 2.30	No	3	3	Runoff from herbicide used on row crops
2024	Simazine (ppb)	ND	0.10	ND - 0.10	No	4	4	Runoff from herbicide used on row crops

May 15, 2025

CNP Utility District  
% Marks Richardson PC  
3700 Buffalo Speedway, Suite 830  
Houston, Texas 77098

Re: Engineer's Report

Dear Board Members:

The following is the Engineer's Report for the meeting on May 15, 2025 at 12:00 pm:

**10. Consider the engineer's report, including:**

***(a) Authorize the design, advertisement for bids and/or award of construction contracts or concurrence in the award of a contract for the construction of water, sanitary sewer or drainage facilities within the District;***

***(i) Status of design work for the Commercial Meter Replacement;***

Design is ongoing.

***(ii) Status of design work for the WWTP Phase II Rehabilitation project;***

Design is ongoing.

***(b) Consider status of construction contracts, including the approval of any change orders and/or acceptance of facilities for operation and maintenance purposes, including;***

***(i) Status of contract with W.W. Payton Corporation for WWTP and WP SCADA System Replacement;***

The Contractor is working on final completion.

***(ii) Status of design work for replacement of Motor Control Center at Water Plant No. 1;***

We held the pre-construction meeting on May 6, 2025. The Notice to Proceed will be scheduled when the Contractor receives a lead time for the MCC.

***(iii) Status of contracts with Champions HydroLawn for facility tree removal***

The Contractor is currently removing the trees.



***(c) Consider acceptance of site and/or easement conveyances for facilities constructed or to be constructed for the District;***

No updates at this time.

***(d) Status of storm water quality permits;***

- (i) Interstate Commerce Center:  
The next expiration date is June 16, 2025. We are working on the renewal application.
- (ii) Lents Park East:  
The next expiration date is October 17, 2025.
- (iii) Lents Park West:  
The next expiration date is October 17, 2025.
- (iv) North 45 Commerce Park:  
The next expiration date is October 20, 2025.

***(e) Status of development in the District;***

Proposed Townhome Development at 1801 Cypress Station Dr.  
No updates at this time.

***(f) Issuance of utility commitments;***

No updates at this time.

***(g) Status of preparation of the Wastewater Treatment Plant permit renewal;***


No updates at this time.

***(h) Status of Harris County Sidewalk Project any actions required in connection therewith;***

Harris County informed us that they will commence construction in August 2025. We are working with Harris County to determine an acceptable location for the relocated fire hydrant.

Sincerely,

Sarah A. Richard, P.E.  
District Engineer



MUNICIPAL ACCOUNTS  
& CONSULTING, L.P.

**Bookkeeper's Report | May 15, 2025**

## **CNP Utility District**



**WEBSITE**

[www.municipalaccounts.com](http://www.municipalaccounts.com)



**ADDRESS**

1281 Brittmoore Road  
Houston, Texas 77043



**CONTACT**

Phone: 713.623.4539  
Fax: 713.629.6859

THIS PAGE INTENTIONALLY LEFT BLANK

# CNP Utility District

## BOOKKEEPER'S REPORT | 05/15/2025



### Your District Stats

**Created in** ..... **June 1969**

**First Bond Sale** ..... **1971**

**Total ESFC Count** ... **2,775**

**Total Tax Rate** ..... **\$0.29**

**Cost Per 10K Gal** .... **\$50.70**

**Certified Value** ..... **\$1,014,200,526**

**Services Provided**  
Retail Water, Retail Wastewater,  
Parks/Recreation, Drainage, Security

All values are from the most recent audited financial statements.

### Spotlight On Neighbor Districts

#### Harris County Water Control and Improvement District No. 110 (HCWCID 110)

Created	May 1968	Total Tax Rate	\$0.32
First Bond	1969	Cost Per 10K Gal	\$91.10
ESFC Count	4,381	Certified Value	\$1,481,931,226
Services Provided: Retail Water, Retail Wastewater, Parks/Recreation, Solid Waste/Garbage, Joint Wastewater Facility, Drainage, Security			

#### Harris County Municipal Utility District No. 154 (HC MUD 154)

Created	March 1978	Total Tax Rate	\$0.55
First Bond	1980	Cost Per 10K Gal	\$78.30
ESFC Count	3,444	Certified Value	\$854,796,439
Services Provided: Retail Water, Retail Wastewater, Solid Waste/Garbage, Joint Wastewater Facility, Drainage, Security			

#### Westador Municipal Utility District (Westador)

Created	December 1968	Total Tax Rate	\$0.145
First Bond	1970	Cost Per 10K Gal	\$96.10
ESFC Count	1,886	Certified Value	\$468,669,262
Services Provided: Retail Water, Retail Wastewater, Joint Wastewater Facility			

#### Harris County Municipal Utility District No. 86 (HC MUD 86)

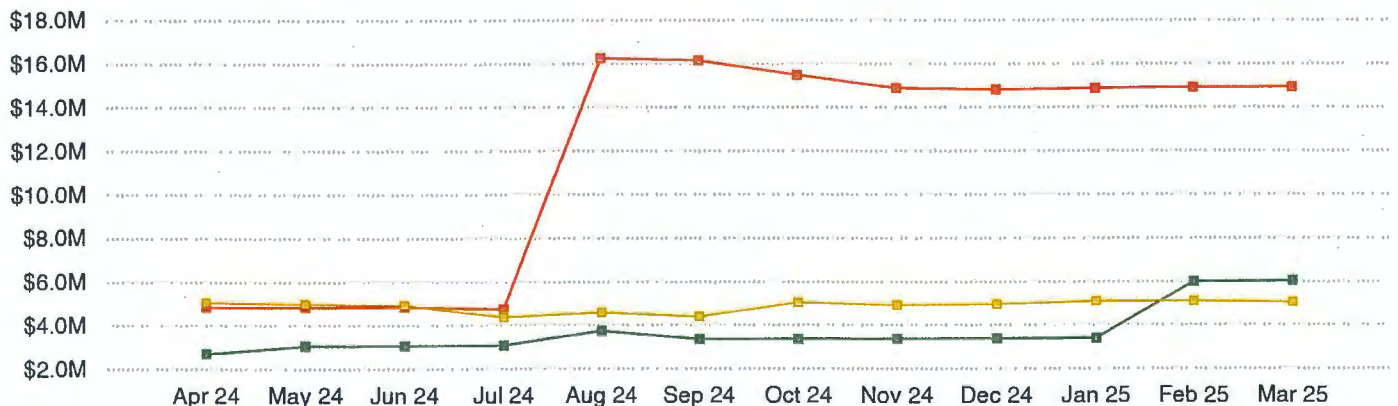
Created	March 1974	Total Tax Rate	\$0.591
First Bond	1986	Cost Per 10K Gal	\$65.25
ESFC Count	1,568	Certified Value	\$396,694,147
Services Provided: Retail Water, Retail Wastewater, Drainage			

### Account Balance | As of 05/15/2025

General Operating	Capital Projects	Debt Service
\$4,549,076	\$14,892,446	\$4,126,713

**Total For All Accounts: \$23,568,234**

### Account Balance By Month | April 2024 - March 2025





# Monthly Financial Summary - General Operating Fund

CNP Utility District - GOF



## Account Balance Summary

Balance as of 04/18/2025 **\$4,430,182**

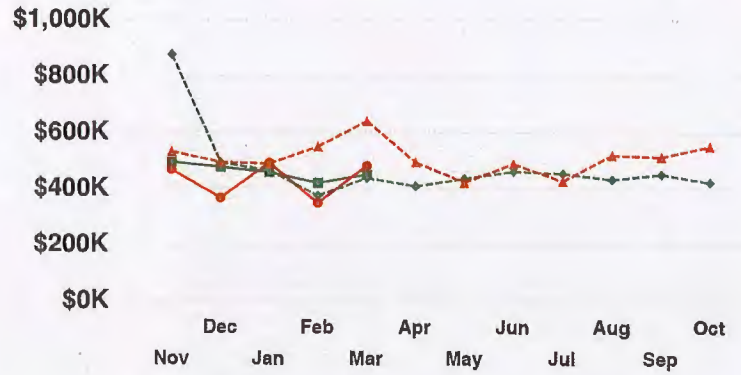
Receipts 771,325

Disbursements (652,431)

Balance as of 05/15/2025 **\$4,549,076**

## Overall Revenues & Expenditures By Month (Year to Date)

—■— Current Year Revenues      - - - Prior Year Revenues  
—▲— Current Year Expenditures      - - - Prior Year Expenditures



## March 2025

### Revenues

Actual	Budget	Over/(Under)
\$451,732	\$456,578	(\$4,846)

### Expenditures

Actual	Budget	Over/(Under)
\$482,892	\$579,599	(\$96,707)

## November 2024 - March 2025 (Year to Date)

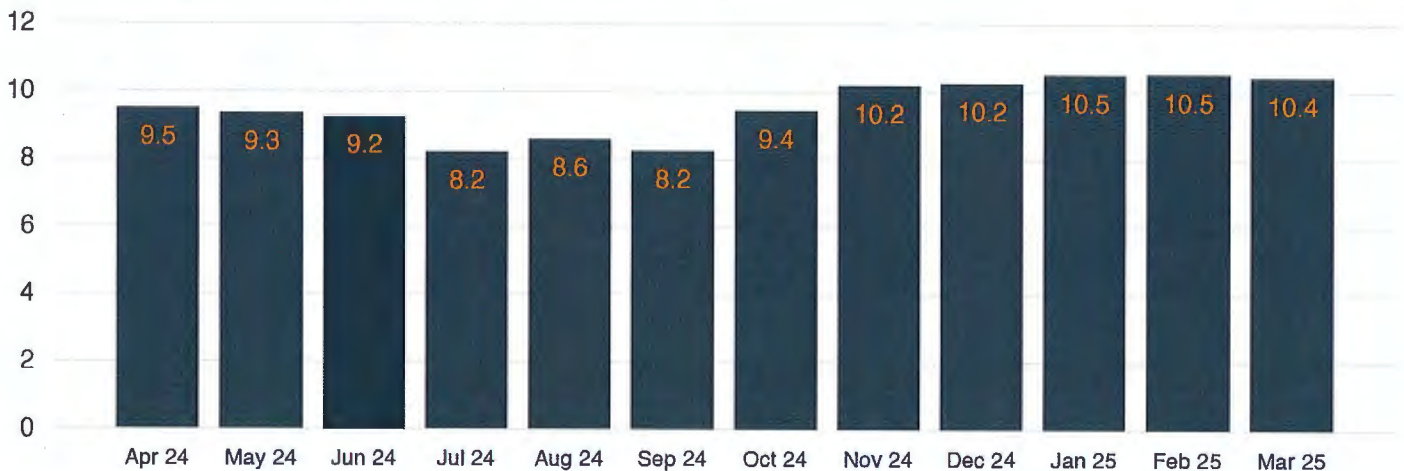
### Revenues

Actual	Budget	Over/(Under)
\$2,306,151	\$2,066,252	\$239,899

### Expenditures

Actual	Budget	Over/(Under)
\$2,162,139	\$2,567,442	(\$405,303)

## Operating Fund Reserve Coverage Ratio (In Months)





# Cash Flow Report - Checking Account

CNP Utility District - GOF



Number	Name	Memo	Amount	Balance
Balance as of 04/18/2025				\$26,688.92
<b>Receipts</b>				
	City of Houston - Sales Tax		50,849.75	
	Wire Transfer from Lockbox		344,890.25	
	Interest Earned on Checking		263.78	
<b>Total Receipts</b>				<b>\$396,003.78</b>
<b>Disbursements</b>				
15950	Erock ON-Site LLC	VOID: Generator Program - Energy	0.00	
16051	Comcast	Internet Expense	(610.40)	
16084	AT&T.	Telephone Expense	(255.20)	
16085	CenterPoint Energy	Utilities Expense	(52.98)	
16086	Comcast	Internet Expense	(293.24)	
16087	North Harris County Regional Water Author	Pumpage Fees	(44,958.63)	
16088	Reliant	Utility Expense	(19,611.63)	
16089	Republic Services, Inc.	Garbage Expense	(2,479.00)	
16090	Door Hospitality Cypress, LLC	Customer Refund	(2,479.39)	
16091	Hartman 1960 Properties-Chase	Customer Refund	(2,848.05)	
16092	Realty Income	Customer Refund	(148.15)	
16093	Roayae, LLC	Customer Refund	(85.21)	
16094	TX Contract Construction, Inc.	Customer Refund	(1,000.00)	
16095	Naveed Jamil	Lents Family Park - Security Patrol	(1,640.00)	
16096	Christopher Cockrell	Lents Family Park - Security Patrol	(2,600.00)	
16097	Donald Steward	Lents Family Park - Security Patrol	(3,160.00)	
16098	Justin Wilkerson	Lents Family Park - Security Patrol	(2,680.00)	
16099	Mark Herman	Lents Family Park - Security Patrol	(2,275.00)	
16100	B & A Municipal Tax Services, LLC	SB2 Compliance	(375.00)	
16101	Champions Hydro-Lawn, Inc.	Maintenance & Repairs	(30,017.60)	
16102	Eastex Environmental Laboratory, Inc	Laboratory Fees	(6,996.00)	
16103	Erock ON-Site LLC	To Reissue Check #15950	(5,036.00)	
16104	Erock ON-Site LLC	Generator Program - Energy Charges	(3,862.42)	
16105	FM 1960 Green Medians Joint Powers Board	Maintenance & Operations	(1,157.62)	
16106	Harris County Treasurer	Security Expense	(82,733.00)	
16107	Hartford Fire Insurance Company	Flood insurance Premium	(5,267.00)	
16108	Municipal Accounts & Consulting, L.P.	Bookkeeping Fees	(6,105.74)	
16109	Municipal District Services, LLC	Maintenance & Operations	(66,850.96)	
16110	PVS DX, Inc	Chemical Expense	(1,158.11)	
16111	Ready Maintenance LLC	Mowing Expense	(1,969.00)	
16112	Touchstone District Services	Website Hosting & Maintenance	(200.00)	
16113	Water Utility Services, Inc.	Chemical & Lab Expense	(7,558.50)	
16114	AT&T.	Telephone Expense	0.00	
16115	CenterPoint Energy	Utility Expense	0.00	
16116	Comcast	Internet Expense	0.00	

# Cash Flow Report - Checking Account

CNP Utility District - GOF



Number	Name	Memo	Amount	Balance
<b>Disbursements</b>				
16117	Comcast	Internet Expense	0.00	
16118	North Harris County Regional Water Author	Pumpage Fees	0.00	
16119	Reliant	Utility Expense	0.00	
16120	Republic Services, Inc.	Garbage Expense	0.00	
Fees	Central Bank	Bank Service Charge	(5.00)	
HRP	HR&P	Payroll Admin Fee	(50.00)	
HRP	HR&P	Payroll Tax Liabilities	(101.40)	
Payroll	Keith Brown.	Fees of Office - 4/17/25	(215.30)	
Payroll	Ed Hudson.	Fees of Office - 4/17/25	(214.60)	
Payroll	Kirk O'Neal.	Fees of Office - 4/17/25	(220.20)	
<b>Total Disbursements</b>				<b>(\$307,270.33)</b>
<b>Balance as of 05/15/2025</b>				<b>\$115,422.37</b>

# Cash Flow Report - Lockbox Account

CNP Utility District - GOF



Number	Name	Memo	Amount	Balance
Balance as of 04/18/2025				\$75,880.73
Receipts				
	Accounts Receivable		158,015.91	
	Accounts Receivable		158,614.92	
Total Receipts				\$316,630.83
Disbursements				
Rtn Chk	Central Bank	Customer Returned Items	(270.49)	
Sweep	CNP Utility District - OP	Wire Transfer to Checking	(344,890.25)	
Total Disbursements				(\$345,160.74)
Balance as of 05/15/2025				\$47,350.82



# Actual vs. Budget Comparison

CNP Utility District - GOF



	March 2025			November 2024 - March 2025			
	Actual	Budget	Over/ (Under)	Actual	Budget	Over/ (Under)	Annual Budget
Revenues							
Water Revenue							
14101 Water -Customer Service Revenue	64,358	60,151	4,207	344,487	240,604	103,883	859,300
14102 NHCRWA Fees	112,795	120,869	(8,074)	555,941	483,476	72,465	1,726,700
14103 NHCRWA - Capital & Interest	47,514	47,514	0	237,569	237,569	0	570,165
14110 NHCRWA - Credit	3,016	3,016	0	15,078	15,078	0	36,187
Total Water Revenue	227,683	231,549	(3,866)	1,153,075	976,727	176,348	3,192,352
Wastewater Revenue							
14201 Wastewater-Customer Service Fee	57,287	47,852	9,435	286,467	246,096	40,371	683,600
14203 Grease Trap	4,800	3,924	876	23,100	19,621	3,479	47,090
Total Wastewater Revenue	62,087	51,776	10,311	309,567	265,717	43,850	730,690
Sales Tax Revenue							
14401 Sales Tax-COH	72,091	73,252	(1,161)	314,321	323,508	(9,187)	747,200
Total Sales Tax Revenue	72,091	73,252	(1,161)	314,321	323,508	(9,187)	747,200
Tap Connection Revenue							
14502 Inspection Fees	0	300	(300)	60	1,500	(1,440)	3,600
Total Tap Connection Revenue	0	300	(300)	60	1,500	(1,440)	3,600
Parks & Recreation Revenue							
14602 Security Patrol Revenue	75,054	75,000	54	341,549	375,000	(33,451)	900,000
Total Parks & Recreation Revenue	75,054	75,000	54	341,549	375,000	(33,451)	900,000
Administrative Revenue							
14702 Penalties & Interest	5,059	5,475	(416)	24,545	27,375	(2,830)	65,700
14703 Plan Review Fees	0	0	0	0	300	(300)	700
Total Administrative Revenue	5,059	5,475	(416)	24,545	27,675	(3,130)	66,400
Interest Revenue							
14801 Interest Earned on Checking	356	100	256	685	500	185	1,200
14802 Interest Earned on Temp. Invest	9,402	18,958	(9,557)	73,683	94,792	(21,109)	227,500
Total Interest Revenue	9,757	19,058	(9,301)	74,368	95,292	(20,924)	228,700
Other Revenue							
15801 Miscellaneous Income	0	167	(167)	88,667	833	87,834	2,000
Total Other Revenue	0	167	(167)	88,667	833	87,834	2,000
Total Revenues	451,732	456,578	(4,846)	2,306,151	2,066,252	239,899	5,870,942
Expenditures							
Water Service							
16101 Billing Service Fees - Water	8,039	8,025	14	39,785	40,125	(340)	96,300

# Actual vs. Budget Comparison

CNP Utility District - GOF



March 2025				November 2024 - March 2025				
	Actual	Budget	Over/ (Under)	Actual	Budget	Over/ (Under)	Annual Budget	
Expenditures								
Water Service								
16103	NHCRWA - Pumpage Fee	44,522	60,977	(16,455)	255,289	243,908	11,381	871,100
16104	NHCRWA - Purchase Water	57,105	106,997	(49,892)	214,299	573,893	(359,594)	972,700
16105	Maintenance & Repairs - Water	16,650	48,722	(32,072)	87,612	243,611	(155,999)	584,666
16107	Chemicals - Water	8,525	7,175	1,350	29,669	35,875	(6,206)	86,100
16108	Laboratory Expense - Water	1,694	1,475	219	9,648	7,375	2,273	17,700
16109	Mowing - Water	985	1,050	(66)	4,923	5,250	(328)	12,600
16110	Utilities - Water	8,989	9,900	(911)	47,809	49,500	(1,691)	118,800
16114	Telephone Expense - Water	204	200	4	1,019	1,000	19	2,400
16116	Permit Expense - Water	0	4,208	(4,208)	12,220	21,042	(8,822)	50,500
16118	Commercial Meter Testing	0	0	0	0	0	0	35,000
Total Water Service		146,713	248,730	(102,016)	702,272	1,221,579	(519,306)	2,847,866
Wastewater Service								
16201	Billing Service Fees-Wastewater	8,039	8,025	14	39,784	40,125	(341)	96,300
16203	Sanitary Lift Station Exp	2,605	1,625	980	5,879	8,125	(2,246)	19,500
16205	Maint & Repairs - Wastewater	8,080	17,306	(9,226)	74,533	86,528	(11,994)	207,666
16206	Storm Water Pump Station Exp	0	0	0	0	0	0	2,500
16207	Chemicals - Wastewater	7,218	5,208	2,009	22,285	26,042	(3,757)	62,500
16208	Laboratory Fees - Wastewater	5,656	10,417	(4,761)	47,340	52,083	(4,743)	125,000
16209	Mowing - Wastewater	985	1,025	(41)	4,041	5,125	(1,085)	12,300
16210	Utilities - Wastewater	15,488	17,400	(1,912)	83,308	87,000	(3,692)	208,800
16211	Utilities - Lift Station	13	42	(29)	64	208	(144)	500
16212	Sludge Removal	0	11,625	(11,625)	21,117	58,125	(37,008)	139,500
16214	Telephone Expense - Wastewater	51	55	(4)	255	275	(20)	660
16215	Grease Trap Expense	185	5,000	(4,815)	21,006	25,000	(3,994)	60,000
Total Wastewater Service		48,318	77,727	(29,409)	319,612	388,636	(69,024)	935,226
Garbage Service								
16301	Garbage Expense	2,489	2,725	(236)	12,378	13,625	(1,247)	32,700
Total Garbage Service		2,489	2,725	(236)	12,378	13,625	(1,247)	32,700
Storm Water Quality								
16404	Mowing - Detention	0	2,108	(2,108)	137	10,846	(10,709)	25,604
Total Storm Water Quality		0	2,108	(2,108)	137	10,846	(10,709)	25,604
Tap Connection								
16502	Inspection Expense	89	3,817	(3,727)	35,629	19,083	16,546	45,800
Total Tap Connection		89	3,817	(3,727)	35,629	19,083	16,546	45,800
Parks & Recreation Service								
16601	Green Medians Fees	1,158	1,233	(76)	5,788	6,167	(379)	14,800



# Actual vs. Budget Comparison

CNP Utility District - GOF



March 2025			November 2024 - March 2025			Annual Budget
Actual	Budget	Over/ (Under)	Actual	Budget	Over/ (Under)	
0	0	0	13,551	12,200	1,351	12,200
24,068	25,400	(1,333)	167,858	127,000	40,858	304,800
328	42	287	1,451	208	1,243	500
25,554	26,675	(1,121)	188,648	145,575	43,073	332,300
30	33	(3)	302	167	135	400
6,434	4,750	1,684	26,599	23,750	2,849	57,000
2,400	0	2,400	27,700	25,300	2,400	26,300
21,853	7,083	14,769	148,340	35,417	112,923	85,000
0	0	0	0	2,500	(2,500)	2,500
0	0	0	950	950	0	950
248	417	(169)	1,190	2,083	(893)	5,000
4,000	0	4,000	8,000	8,000	0	16,000
7,046	5,397	1,649	39,870	39,321	549	77,100
744	500	244	2,780	2,500	280	6,000
141	13	128	178	63	116	150
0	33	(33)	107	167	(60)	400
184	208	(25)	923	1,042	(119)	2,500
116,829	94,800	22,029	116,829	94,800	22,029	94,800
0	0	0	750	800	(50)	800
510	417	93	2,016	2,083	(67)	5,000
536	208	327	1,395	1,042	354	2,500
80	50	30	319	250	69	600
375	375	0	1,875	1,875	0	4,500
390	217	173	1,495	1,083	412	2,600
0	4,200	(4,200)	0	4,200	(4,200)	4,200
0	0	0	0	0	0	9,500
0	0	0	0	0	0	3,250
161,798	118,701	43,097	381,616	247,392	134,225	407,050
13,055	13,917	(862)	70,145	69,583	562	167,000
904	925	(21)	7,151	4,625	2,526	11,100
82,733	82,733	0	413,665	413,665	0	992,796
96,692	97,575	(883)	490,961	487,873	3,088	1,170,896
1,105	1,108	(3)	5,083	5,542	(459)	13,300
50	50	0	250	250	0	600

# Actual vs. Budget Comparison

CNP Utility District - GOF



	March 2025			November 2024 - March 2025			Annual Budget
	Actual	Budget	Over/ (Under)	Actual	Budget	Over/ (Under)	
<b>Expenditures</b>							
<b>Payroll Expense</b>							
17103 Payroll Tax Expense	85	83	1	389	417	(28)	1,000
<b>Total Payroll Expense</b>	1,240	1,242	(2)	5,722	6,208	(487)	14,900
<b>Other Expense</b>							
17802 Miscellaneous Expense	0	300	(300)	38	1,500	(1,462)	3,600
<b>Total Other Expense</b>	0	300	(300)	38	1,500	(1,462)	3,600
<b>Total Expenditures</b>	482,892	579,599	(96,707)	2,137,014	2,542,317	(405,303)	5,815,942
<b>Total Revenues (Expenditures)</b>	(31,161)	(123,022)	91,861	169,137	(476,065)	645,203	55,000
<b>Other Expenditures</b>							
<b>Capital Outlay</b>							
17901 Capital Outlay	0	0	0	25,125	25,125	0	55,000
<b>Total Capital Outlay</b>	0	0	0	25,125	25,125	0	55,000
<b>Total Other Expenditures</b>	0	0	0	25,125	25,125	0	55,000
<b>Total Other Revenues (Expenditures)</b>	0	0	0	(25,125)	(25,125)	0	(55,000)
<b>Excess Revenues (Expenditures)</b>	(31,161)	(123,022)	91,861	144,012	(501,190)	645,203	0

## Park Expenses

CNP Utility District  
November 2024 - October 2025

	<u>April</u>	<u>Budget</u>	<u>\$ Over Budget</u>	<u>Nov 24 - Apr 24</u>	<u>YTD Budget</u>	<u>\$ Over Budget</u>	<u>Annual Budget</u>
Expense							
16603 · Park Maintenance	32,740	25,400	7,340	200,598	152,400	48,198	304,800
16801 · Park Security Patrol	13,020	13,917	(897)	83,165	83,500	(335)	167,000
16604 · Park Utilities	82	42	40	1,533	250	1,283	500
Total Expense	45,842	39,359	6,483	285,296	236,150	49,146	472,300

	<u>May</u>	<u>Budget</u>	<u>\$ Over Budget</u>	<u>Nov 24 - May 25</u>	<u>YTD Budget</u>	<u>\$ Over Budget</u>	<u>Annual Budget</u>
Expense							
16603 · Park Maintenance	23,471	25,400	(1,929)	224,068	177,800	46,268	304,800
16801 · Park Security Patrol	12,355	13,917	(1,562)	95,520	97,417	(1,897)	167,000
16604 · Park Utilities	0	42	(42)	1,533	292	1,241	500
Total Expense	35,826	39,359	(3,533)	321,121	275,509	45,612	472,300



## Patrol Detail History

CNP Utility District

Total Hours Worked													
Year	January	February	March	April	May	June	July	August	September	October	November	December	Total
2011	0	0	0	0	0	0	0	0	0	202	312	320	834
2012	382	320	320	410	320	395	319	307	398	320	305	400	4,196
2013	315	399	311	320	318	341	479	382	402	313	392	305	4,277
2014	324	397	392	248	322	403	328	383	348	330	411	328	4,214
2015	324	379	312	324	401	240	400	394	322	315	395	332	4,138
2016	413	332	327	405	320	330	411	350	316	403	327	332	4,266
2017	404	320	328	393	328	329	408	329	386	329	323	408	4,285
2018	332	331	331	326	415	486	263	336	403	347	325	316	4,211
2019	391	405	331	333	321	417	391	260	405	336	380	332	4,302
2020	336	408	379	392	414	392	329	340	418	339	411	342	4,500
2021	423	339	343	342	416	257	421	420	339	412	344	344	4,400
2022	426	338	341	420	351	349	431	337	349	435	349	357	4,483
2023	426	351	344	433	336	329	405	321	388	334	338	396	4,401
2024	334	329	398	307	329	334	409	341	413	407	325	330	4,256
2025	410	337	336	317									1,400

Total Amount													
Year	January	February	March	April	May	June	July	August	September	October	November	December	Total
2011	\$0	\$0	\$0	\$0	\$0	\$0	\$0	\$0	\$0	\$7,360	\$11,430	\$12,170	\$30,960
2012	14,545	12,180	12,140	15,635	12,220	15,095	12,070	11,615	15,080	12,185	11,515	15,130	\$159,410
2013	11,870	15,165	11,840	12,240	12,300	13,260	18,645	14,050	16,390	12,140	15,240	11,775	\$164,915
2014	12,500	15,360	15,155	9,595	12,450	15,585	12,700	14,860	13,425	12,765	15,915	12,660	\$162,970
2015	12,535	14,750	12,080	12,540	15,560	9,275	15,505	15,265	12,465	12,195	15,650	12,840	\$160,660
2016	16,005	12,860	12,660	15,725	12,390	12,800	15,910	13,210	12,295	15,655	12,685	12,880	\$165,075
2017	15,690	12,440	12,695	15,305	12,720	12,755	15,855	12,860	14,950	12,770	12,545	15,825	\$166,410
2018	12,860	12,785	12,835	12,635	16,075	18,855	10,100	12,995	15,610	13,445	12,610	12,220	\$163,025
2019	15,190	15,750	12,845	12,915	12,775	15,650	15,150	10,045	15,735	13,015	14,795	12,870	\$166,735
2020	13,020	15,855	14,620	7,430	16,045	15,215	12,735	13,160	16,205	13,125	15,925	13,230	\$166,565
2021	16,380	13,125	13,260	13,245	16,130	9,905	16,310	16,275	13,125	15,995	13,300	13,300	\$170,350
2022	16,485	13,090	13,195	16,275	13,545	13,475	16,665	12,955	13,475	16,800	13,475	13,775	\$173,210
2023	16,485	13,530	13,300	16,730	13,020	12,775	15,750	12,485	15,125	12,935	13,090	15,420	\$170,645
2024	12,950	12,775	15,505	12,705	12,775	12,950	15,885	13,195	16,030	15,820	12,555	12,790	\$165,935
2025	15,925	13,055	13,020	12,275									\$54,275

# Balance Sheet as of 03/31/2025

CNP Utility District - GOF



<b>Assets</b>	
Bank	
11101 Cash in Bank	\$357,387
11102 Lockbox	75,881
<b>Total Bank</b>	<b>\$433,268</b>
Investments	
11201 Time Deposits	\$4,619,356
<b>Total Investments</b>	<b>\$4,619,356</b>
Receivables	
11301 Accounts Receivable	\$565,962
11305 Accrued Interest	36,443
11306 Due From City of Houston-SalesT	123,106
<b>Total Receivables</b>	<b>\$725,511</b>
Reserves	
11601 FM 1960 Joint Powers - Reserve	\$2,100
<b>Total Reserves</b>	<b>\$2,100</b>
<b>Total Assets</b>	<b>\$5,780,235</b>
<b>Liabilities &amp; Equity</b>	
Liabilities	
Accounts Payable	
12101 Accounts Payable	\$51,437
<b>Total Accounts Payable</b>	<b>\$51,437</b>
Other Current Liabilities	
12201 Unclaimed Property	\$141
12203 Due To Other Districts	1
<b>Total Other Current Liabilities</b>	<b>\$141</b>
Deposits	
12601 Customer Meter Deposits	\$521,058
<b>Total Deposits</b>	<b>\$521,058</b>
<b>Total Liabilities</b>	<b>\$572,637</b>
Equity	
Unassigned Fund Balance	
13101 Unassigned Fund Balance	\$5,063,586
<b>Total Unassigned Fund Balance</b>	<b>\$5,063,586</b>
Net Income	\$144,012
<b>Total Equity</b>	<b>\$5,207,598</b>
<b>Total Liabilities &amp; Equity</b>	<b>\$5,780,235</b>

# Monthly Financial Summary - Capital Projects Fund

CNP Utility District - CPF



## Account Balance Summary

Balance as of 04/18/2025 **\$14,887,880**

Receipts 54,441

Disbursements (49,875)

Balance as of 05/15/2025 **\$14,892,446**

## Overall Revenues & Expenditures

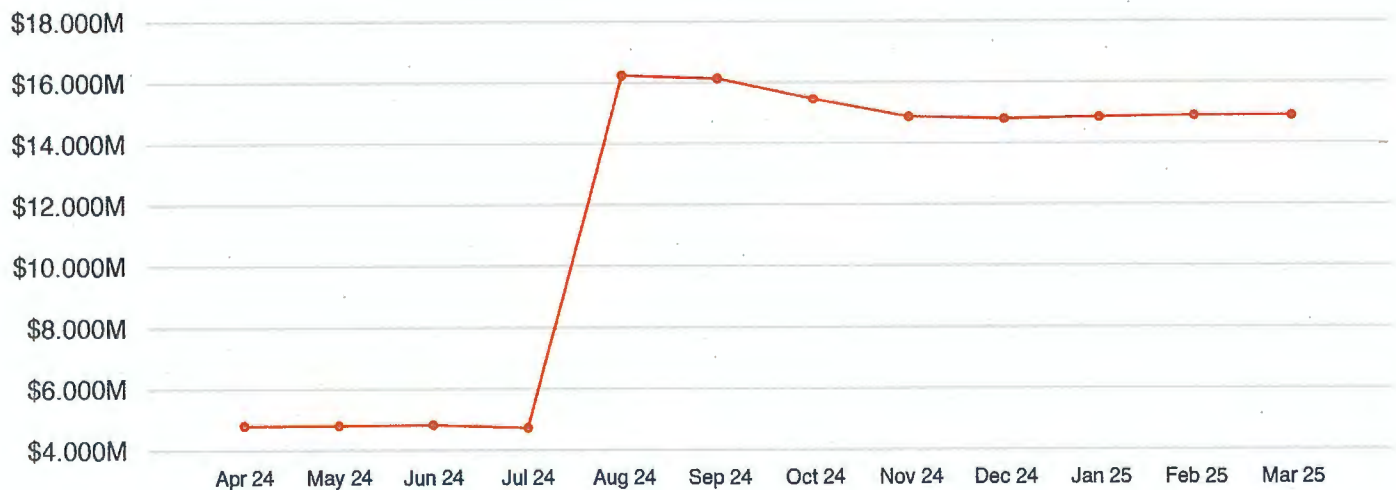
By Month (Year to Date)

— Current Year Revenues      - - - Prior Year Revenues  
 — Current Year Expenditures      - - - Prior Year Expenditures



## Account Balance By Month | April 2024 - March 2025

— CAPITAL PROJECTS FUND



# Cash Flow Report - Checking Account

CNP Utility District - CPF



Number	Name	Memo	Amount	Balance
Balance as of 04/18/2025				\$540.00
Receipts				
	No Receipts Activity		0.00	
Total Receipts				\$0.00
Disbursements				
Fees	Central Bank	Bank Service Charge	(5.00)	
Total Disbursements				(\$5.00)
Balance as of 05/15/2025				\$535.00

# District Debt Summary as of 05/15/2025

CNP Utility District - DSF



		WATER, SEWER, DRAINAGE	PARK/ROAD/OTHER	REFUNDING
<b>Total \$ Authorized</b>		<b>Authorized</b>	<b>Authorized</b>	<b>Authorized</b>
\$102.76M		\$92.76M	\$10.00M	\$32.00M
<b>Total \$ Issued</b>		<b>Issued</b>	<b>Issued</b>	<b>Issued</b>
\$69.24M		\$65.26M	\$3.98M	\$9.93M
<b>Yrs to Mat</b>	<b>Rating</b>	<b>\$ Available To Issue</b>	<b>\$ Available To Issue</b>	<b>\$ Available To Issue</b>
27	AA	\$27.50M	\$6.02M	\$22.07M

\*Actual 'Outstanding' Refunding Bonds issued below may differ from the 'Issued' total above pursuant to Chapter 1207, Texas Government Code.

## Outstanding Debt Breakdown

Series Issued	Original Bonds Issued	Maturity Date	Principal Outstanding
2024 - WS&D	\$14,000,000	2053	\$14,000,000
2021 - WS&D	\$8,305,000	2049	\$8,305,000
2018 - WS&D	\$11,940,000	2045	\$11,940,000
2016 - Refunding	\$9,995,000	2036	\$6,795,000
2015 - Refunding	\$6,315,000	2035	\$885,000
<b>Total</b>	<b>\$50,555,000</b>		<b>\$41,925,000</b>



# District Debt Schedule

CNP Utility District - DSF



Paying Agent	Series	Principal	Interest	Total
Bank of New York	2024 - WS&D	\$0.00	\$294,750.00	\$294,750.00
Bank of New York	2021 - WS&D	\$0.00	\$72,006.25	\$72,006.25
Amegy Bank of Texas	2018 - WS&D	\$0.00	\$206,346.80	\$206,346.80
Amegy Bank of Texas	2016 - Refunding	\$0.00	\$90,625.00	\$90,625.00
Amegy Bank of Texas	2015 - Refunding	\$0.00	\$17,700.00	\$17,700.00
<b>Total Due 10/01/2025</b>		<b>\$0.00</b>	<b>\$681,428.05</b>	<b>\$681,428.05</b>

Paying Agent	Series	Principal	Interest	Total
Bank of New York	2024 - WS&D	\$0.00	\$294,750.00	\$294,750.00
Bank of New York	2021 - WS&D	\$250,000.00	\$72,006.25	\$322,006.25
Amegy Bank of Texas	2018 - WS&D	\$290,000.00	\$206,346.88	\$496,346.88
Amegy Bank of Texas	2016 - Refunding	\$540,000.00	\$90,625.00	\$630,625.00
Amegy Bank of Texas	2015 - Refunding	\$70,000.00	\$17,700.00	\$87,700.00
<b>Total Due 04/01/2026</b>		<b>\$1,150,000.00</b>	<b>\$681,428.13</b>	<b>\$1,831,428.13</b>

# Investment Profile as of 05/15/2025

CNP Utility District

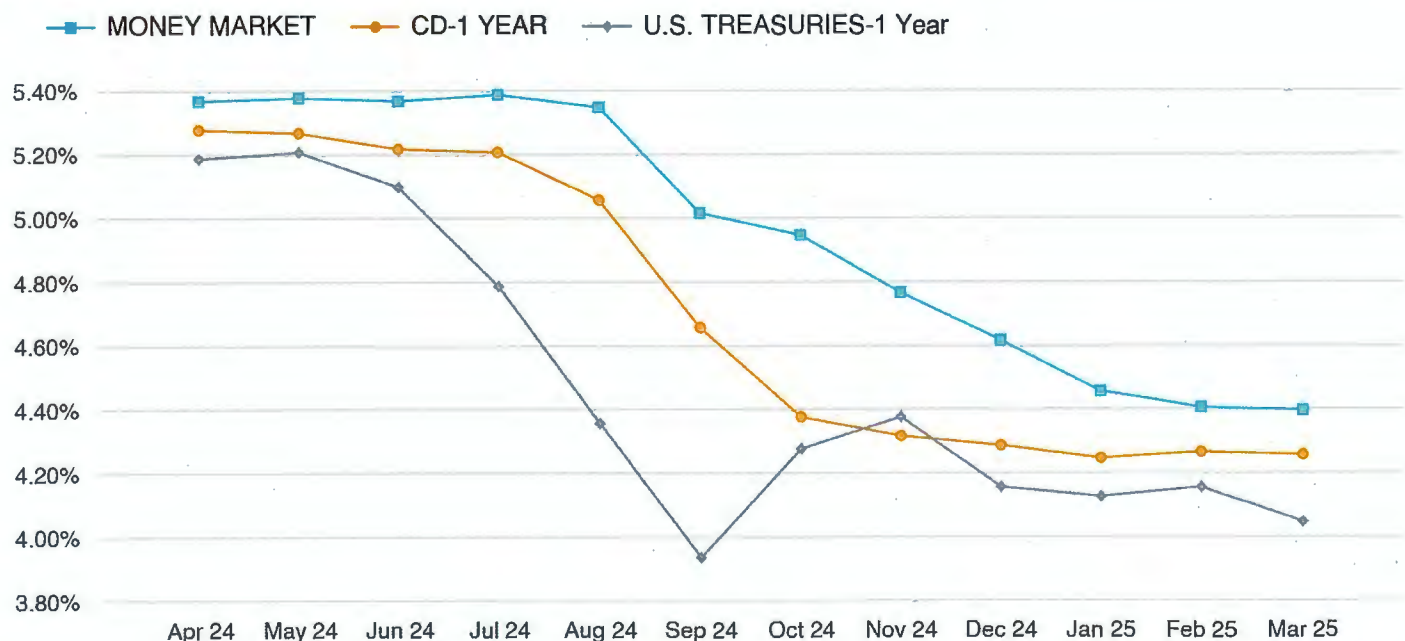


General Operating Fund	Capital Projects Fund	Debt Service Fund	Other Funds
<b>Funds Available to Invest</b> \$4,549,076	<b>Funds Available to Invest</b> \$14,892,446	<b>Funds Available to Invest</b> \$4,126,713	<b>Funds Available to Invest</b> N/A
<b>Funds Invested</b> \$4,386,303	<b>Funds Invested</b> \$14,891,911	<b>Funds Invested</b> \$4,126,713	<b>Funds Invested</b> N/A
<b>Percent Invested</b> 96%	<b>Percent Invested</b> 99%	<b>Percent Invested</b> 100%	<b>Percent Invested</b> N/A

Term	Money Market	Term	Certificate of Deposit	Term	U.S. Treasuries
On Demand	4.35%	180 Days	4.31%	180 Days	4.26%
		270 Days	4.26%	270 Days	4.26%
		1 Yr	4.26%	1 Yr	4.12%
		13 Mo	2.47%	13 Mo	N/A
		18 Mo	3.45%	18 Mo	4.12%
		2 Yr	2.46%	2 Yr	3.99%

\*Rates are based on the most current quoted rates and are subject to change daily.

## Investment Rates Over Time (By Month) | April 2024 - March 2025





# Account Balance as of 05/15/2025

## CNP Utility District - Investment Detail



### FUND: General Operating

Financial Institution (Acct Number)	Issue Date	Maturity Date	Interest Rate	Account Balance	Notes
<b>Certificates of Deposit</b>					
FRONTIER BANK (XXXX1829)	05/30/2024	05/30/2025	5.25%	235,000.00	
SOUTH STAR BANK (XXXX0345)	06/06/2024	06/06/2025	5.05%	235,000.00	
THIRD COAST BANK, SSB (XXXX2163)	10/17/2024	07/14/2025	4.75%	235,000.00	
WALLIS BANK (XXXX8331)	07/27/2024	07/27/2025	5.10%	235,000.00	
AMERICAN BANK, N.A. (XXXX1054)	02/18/2025	08/17/2025	4.00%	235,000.00	
CADENCE BANK (XXXX1102)	08/24/2024	08/28/2025	5.25%	235,000.00	
VERITEX COMMUNITY BANK (XXXX0247)	11/11/2024	10/07/2025	4.55%	235,000.00	
INDEPENDENT BANK (XXXX9115)	04/05/2025	01/02/2026	4.17%	235,000.00	
SUSSER BANK (XXXX8576)	01/27/2025	01/27/2026	4.00%	240,000.00	
<b>Money Market Funds</b>					
TEXAS CLASS (XXXX0001)	05/05/2016		4.40%	2,266,302.61	
<b>Checking Account(s)</b>					
CENTRAL BANK - CHECKING (XXXX4781)			0.00%	47,350.82	Lockbox
CENTRAL BANK - CHECKING (XXXX0194)			0.00%	115,422.37	Checking Account
<b>Totals for General Operating Fund</b>				<b>\$4,549,075.80</b>	

### FUND: Capital Projects

Financial Institution (Acct Number)	Issue Date	Maturity Date	Interest Rate	Account Balance	Notes
<b>Money Market Funds</b>					
TEXAS CLASS (XXXX0003)	09/25/2017		4.40%	44,827.98	Series 2018
TEXAS CLASS (XXXX0004)	03/19/2021		4.40%	2,073,190.80	Series 2021
TEXAS CLASS (XXXX0005)	08/07/2024		4.40%	12,773,891.83	Series 2024 WSD
<b>Checking Account(s)</b>					
CENTRAL BANK - CHECKING (XXXX0178)			0.00%	535.00	Checking Account
<b>Totals for Capital Projects Fund</b>				<b>\$14,892,445.61</b>	

### FUND: Debt Service

Financial Institution (Acct Number)	Issue Date	Maturity Date	Interest Rate	Account Balance	Notes
<b>Certificates of Deposit</b>					
THIRD COAST BANK-DEBT (XXXX6768)	03/04/2025	08/31/2025	4.25%	235,000.00	
VERITEX COMM. BANK - DEBT (XXXX5907)	03/17/2025	09/13/2025	4.30%	235,000.00	

# Account Balance as of 05/15/2025

## CNP Utility District - Investment Detail



### FUND: Debt Service

Financial Institution (Acct Number)	Issue Date	Maturity Date	Interest Rate	Account Balance	Notes
<b>Money Market Funds</b>					
TEXAS CLASS (XXXX0002)	05/05/2016		4.40%	3,656,712.91	
<b>Totals for Debt Service Fund</b>				<b>\$4,126,712.91</b>	
<b>Grand Total for CNP Utility District :</b>				<b>\$23,568,234.32</b>	

# Capital Projects Fund Breakdown

CNP UD

5/15/2025

## Balances by Bond Series

Bond Proceeds - Series 2018	\$44,827.98
Bond Proceeds - Series 2021	2,073,725.80
Bond Proceeds - Series 2024	12,773,891.83
<b>Total Cash Balance</b>	<b><u>\$14,892,445.61</u></b>

## Remaining Costs/Surplus By Bond Series

Remaining Costs - Series 2021	1,160,079.07
Remaining Costs - Series 2024	12,239,175.00

<b>Total Amount in Remaining Costs</b>	<b><u>\$13,399,254.07</u></b>
--	-------------------------------

Surplus & Interest - Series 2018	\$44,913.99
Surplus & Interest - Series 2021	913,560.72
Surplus & Interest - Series 2024	534,716.83

<b>Total Surplus &amp; Interest Balance</b>	<b><u>\$1,493,191.54</u></b>
---	------------------------------

<b>Total Remaining Costs/Surplus</b>	<b><u>\$14,892,445.61</u></b>
--------------------------------------	-------------------------------

# Cost Comparison - \$8,305,000 - Series 2021

CNP UD

	USE OF PROCEEDS	ACTUAL COSTS	REMAINING COSTS	VARIANCE (OVER)/UNDER
<b>CONSTRUCTION COSTS</b>				
<b>Developer Items</b>				
Prologis waterline and force main extension	\$189,574.00	\$189,574	\$0	\$0
Prologis waterline and detention pond	340,247.00	340,247	0	0
ICC Phase II drainage improvements	115,062.00	115,062	0	(0.37)
North 45 Commerce Park	358,757.00	358,757	0	0
Engineering and materials testing	238,420.00	238,420	0	0
<b>Subtotal Developer Items</b>	<b>\$1,242,060.00</b>	<b>\$1,242,060.37</b>	<b>\$0.00</b>	<b>(\$0.37)</b>
<b>District Items</b>				
WWTP & WP SCADA System Replacement	\$600,000	\$600,000	\$0	\$0
GST Recoating	\$583,000	320,920	0	262,080
WP #1 Recoating	\$288,000	288,000	0	0
WP #1 Motor Control Center Replacement	\$683,000	0	683,000	0
WP #2 Improvements	\$137,000	0	0	137,000
WWTP Improvements - PH 2	\$1,713,750	1,713,750	0	0
Contingencies	\$400,400	400,400	0	0
Engineering	\$749,395	515,405	233,990	0
Detention Pond Land Acquisition Costs	\$1,057,546	767,065	0	290,481
<b>Subtotal District Items</b>	<b>\$6,212,091</b>	<b>\$4,605,539.87</b>	<b>\$916,990.07</b>	<b>\$689,561.06</b>
<b>TOTAL CONSTRUCTION COSTS</b>	<b>\$7,454,151</b>	<b>\$5,847,600.24</b>	<b>\$916,990.07</b>	<b>\$689,560.69</b>
<b>NON-CONSTRUCTION COSTS</b>				
Legal Fees	\$217,625	217,625	\$0	(\$0.06)
Financial Advisor Fees	\$166,100	166,100	0	0
Developer Interest	\$83,896	40,000	0	43,896.00
Bond Discount	\$249,150	133,313	0	115,837.14
Bond Issuance Costs	\$45,010	51,649	0	(6,639.44)
Bond Application Report Costs	\$60,000	60,000	0	0
Attorney General Fee	\$8,305	8,305	0	0
Commission Bond Issuance Fee	\$20,763	20,763	0	0.50
Surplus Funds - (SCADA Project)		136,911	243,089	(380,000)
Surplus Funds - WWTP Phase 2		115,831	0	(115,831)
<b>TOTAL NON-CONSTRUCTION COSTS</b>	<b>\$850,849</b>	<b>\$950,496.86</b>	<b>\$243,089.00</b>	<b>-\$342,736.86</b>
<b>TOTAL BOND ISSUE REQUIREMENT</b>	<b>\$8,305,000</b>	<b>\$6,798,097.10</b>	<b>\$1,160,079.07</b>	<b>\$346,823.83</b>
Interest Earned				\$566,736.89
Total Surplus & Interest				\$913,560.72
Total Remaining Funds				<b>\$2,073,639.79</b>

# Cost Comparison - \$14,000,000 - Series 2024

CNP UD

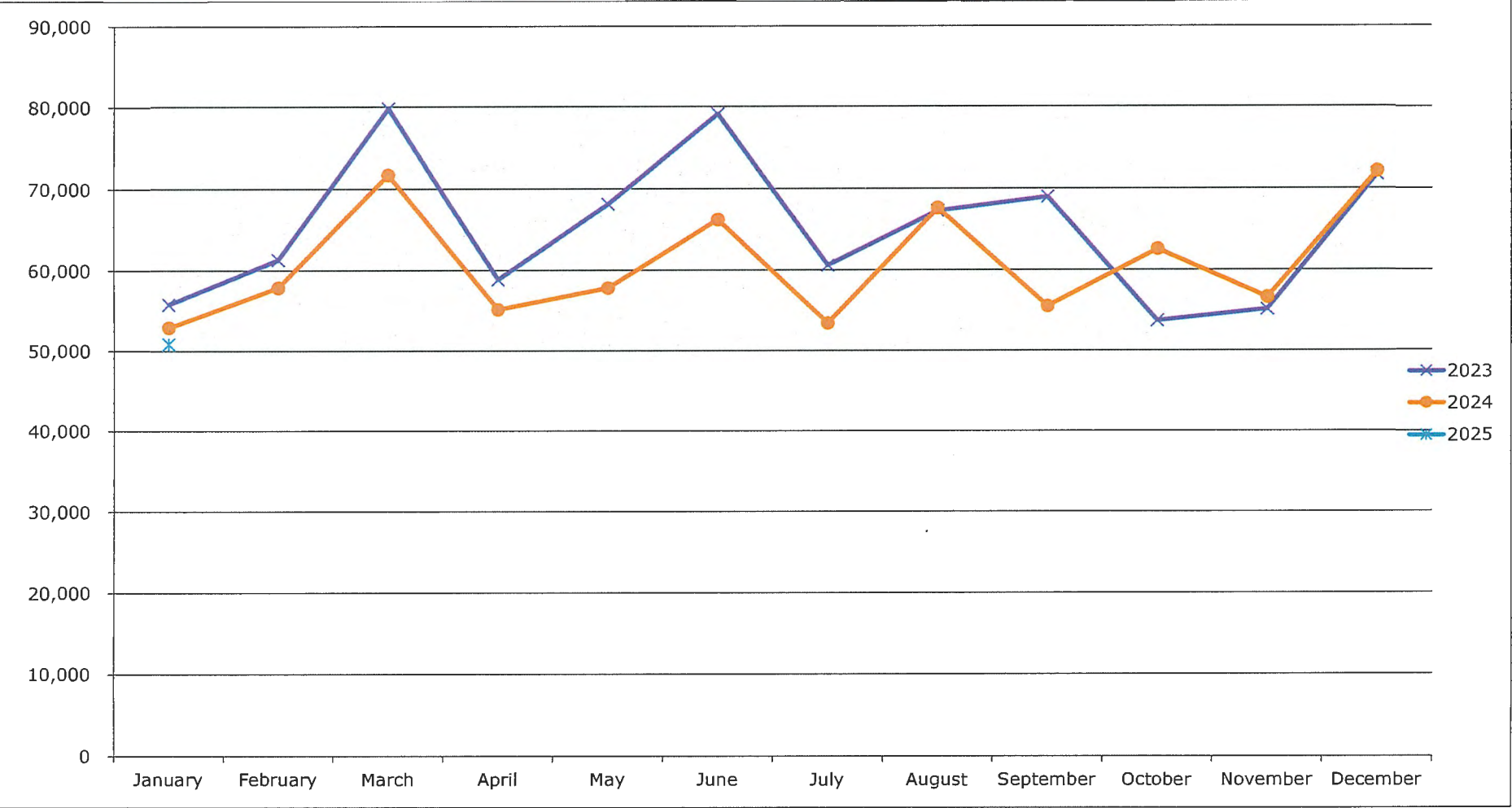
	USE OF PROCEEDS	ACTUAL COSTS	REMAINING COSTS	VARIANCE (OVER)/UNDER
<b>CONSTRUCTION COSTS</b>				
Developer Items				
Water line Extension for Alliance North Business Park	\$555,242.00	\$555,242.44	\$0.00	(\$0.44)
Engineering	184,132.00	184,132.24	0.00	(0.24)
<b>Subtotal Developer Items</b>	<b>\$739,374.00</b>	<b>\$739,374.68</b>	<b>\$0.00</b>	<b>(\$0.68)</b>
District Items				
Wastewater Treatment Plant Rehabilitation, Phase 2	\$6,972,000.00	\$0.00	\$6,972,000.00	\$0.00
Commercial water meter replacement	1,182,000.00	0.00	1,182,000.00	0.00
Wastewater treatment plant sand filter rehabilitation	890,000.00	693,825.00	196,175.00	0.00
Water plant booster pump column replacement	240,000.00	240,000.00	0.00	0.00
Contingencies	1,631,000.00	0.00	1,631,000.00	0.00
Engineering	2,258,000.00	0.00	2,258,000.00	0.00
Less Surplus Funds Available - WWTP Imp Ph 2 (S 2021)	(1,885,150.00)	(1,885,150.00)		
<b>Subtotal District Items</b>	<b>\$11,287,850.00</b>	<b>(\$951,325.00)</b>	<b>\$12,239,175.00</b>	<b>\$0.00</b>
<b>TOTAL CONSTRUCTION COSTS</b>	<b>\$12,027,224.00</b>	<b>(\$211,950.32)</b>	<b>\$12,239,175.00</b>	<b>(\$0.68)</b>
<b>NON-CONSTRUCTION COSTS</b>				
Legal Fees	\$360,000.00	\$360,000.00	\$0.00	\$0.00
Fiscal Agent Fees	280,000.00	280,000.00	0.00	0.00
Capitalized Interest	735,000.00	589,500.00	0.00	145,500.00
Developer Interest	48,669.00	42,022.64	0.00	6,646.36
Bond Discount	420,000.00	420,000.00	0.00	0.00
Bond Issuance Expenses	34,607.00	54,040.15	0.00	(19,433.15)
Attorney General Fee	9,500.00	9,500.00	0.00	0.00
TCEQ Bond Issuance Fee	35,000.00	35,000.00	0.00	0.00
Bond Application Report Cost	50,000.00	50,000.00	0.00	0.00
<b>TOTAL NON-CONSTRUCTION COSTS</b>	<b>\$1,972,776.00</b>	<b>\$1,840,062.79</b>	<b>\$0.00</b>	<b>\$132,713.21</b>
<b>TOTAL BOND ISSUE REQUIREMENT</b>	<b>\$14,000,000.00</b>	<b>\$1,628,112.47</b>	<b>\$12,239,175.00</b>	<b>\$132,712.53</b>
Interest Earned				\$402,004.30
Total Surplus & Interest				\$534,716.83
Total Remaining Funds				<b>\$12,773,891.83</b>



# Sales Tax Revenue History

CNP Utility District

Year	January	February	March	April	May	June	July	August	September	October	November	December	Total
2023	55,775	61,269	79,783	58,797	68,115	79,090	60,562	67,275	68,963	53,660	55,118	71,718	\$780,124
2024	52,881	57,843	71,692	55,102	57,764	66,174	53,364	67,618	55,489	62,530	56,593	72,091	\$729,140
2025	50,850												\$50,850
Total	\$159,505	\$119,113	\$151,474	\$113,899	\$125,879	\$145,263	\$113,926	\$134,893	\$124,452	\$116,191	\$111,710	\$143,809	\$1,560,114





# Cash Flow Forecast

CNP Utility District

	10/25	10/26	10/27	10/28	10/29
% Change in Water Rate		1.00%	1.00%	1.00%	1.00%
% Change in Wastewater Rate		3.00%	3.00%	3.00%	3.00%
% Change in WHCRWA		10.00%	10.00%	10.00%	10.00%
% Change in Expenses		5.00%	5.00%	5.00%	5.00%
<b>Beginning Cash Balance 10/31/24</b>	<b>\$5,135,562</b>	<b>\$6,628,754</b>	<b>\$6,660,690</b>	<b>\$6,674,272</b>	<b>\$6,670,895</b>
<b>Revenues</b>					
Water Revenue	859,300	867,893	876,572	885,338	894,191
Wastewater Revenue	683,600	704,108	725,231	746,988	769,398
NHCRWA Revenue	2,333,052	2,566,357	2,822,993	3,105,292	3,415,821
Sales Tax - COH	747,200	747,200	747,200	747,200	747,200
Tap & Inspection Revenue	3,600	0	0	0	0
Other	1,244,190	1,306,400	1,371,719	1,440,305	1,512,321
<b>Total Revenues</b>	<b>\$5,870,942</b>	<b>\$6,191,958</b>	<b>\$6,543,716</b>	<b>\$6,925,123</b>	<b>\$7,338,931</b>
<b>Expenses</b>					
Purchase Water	\$972,700	\$982,427	\$992,251	\$1,002,174	\$1,012,196
NHCRWA	1,843,800	2,028,180	2,230,998	2,454,098	2,699,508
Other Expenses	2,999,442	3,149,414	3,306,885	3,472,229	3,645,840
<b>Total Expenses</b>	<b>\$5,815,942</b>	<b>\$6,160,021</b>	<b>\$6,530,134</b>	<b>\$6,928,501</b>	<b>\$7,357,544</b>
Net Surplus	\$55,000	\$31,937	\$13,581	(\$3,377)	(\$18,613)
<b>Capital Outlay</b>					
Capital Outlay	\$55,000	\$0	\$0	\$0	\$0
<b>Total Capital Outlay</b>	<b>\$55,000</b>	<b>\$0</b>	<b>\$0</b>	<b>\$0</b>	<b>\$0</b>
Construction Surplus	\$1,493,192	\$0	\$0	\$0	\$0
<b>Ending Cash Balance</b>	<b>\$6,628,754</b>	<b>\$6,660,690</b>	<b>\$6,674,272</b>	<b>\$6,670,895</b>	<b>\$6,652,282</b>
<b>Operating Reserve % of Exp</b>					
Percentage	114%	108%	102%	96%	90%
Number of Months	14	13	12	12	11
<b>Bond Authority</b>					
Remaining Bonding Capacity - \$27,500,000					
Maintenance Tax Rate Cap - N/A					

# 2025 AWBD Summer Conference

CNP UD

Thursday, June 12 - Saturday, June 14, 2025

Henry B. Gonzalez Convention Center, San Antonio, TX

Director	Registration			Prior Conference Expenses
Name	Attending	Online	Paid	Paid
Renee S. Granberry				N/A
Kirk O'Neal				N/A
Keith Brown				N/A
Ed Hudson				N/A
Gregory Koch				N/A

## Note

Register on-line [www.awbd-tx.org](http://www.awbd-tx.org) (For log in assistance, contact Taylor Cavnar: [tcavnar@awbd-tx.org](mailto:tcavnar@awbd-tx.org))

This page only confirms registration for the conference, not hotel registrations.

All hotel reservations are the sole responsibility of each attendee.

Your conference registration confirmation will contain a housing reservation request web link.

The link will require the registration number from your conference registration before you can reserve a room.

All requests for an advance of funds must be sent via email to the bookkeeper within 30 days of conference.

## Registration Dates

Early Registration:	Begins	2/5/2025	\$465
Regular Registration:	Begins	2/27/2025	\$515
Late Registration	Begins	5/1/2025	\$615

## Cancellation Policy

All cancellations must be made in writing.

A \$50.00 administrative fee is assessed for each conference registration cancelled on or before 04/30/25.

There will be no refunds after 04/30/25.

## Housing Information

Hotel reservations are only available to attendees who are registered with AWBD-TX for the Conference.

If you have questions, please call Taylor Cavnar at (281) 350-7090.

---

## CNP UD

# Communications Meeting Report

May 15, 2025

---

The following report details updates for any communication projects and tasks for CNP UD that have occurred since the last regular board meeting.

### Website Updates

No new updates

### News Posts

The following news posts were created:

- [“May 15<sup>th</sup> Public Meeting”](#) notice

### Resident Inquires

Residents can submit inquiries through the [Contact Us](#) page. Submissions are received by our team and answered directly or forwarded to the appropriate consultant for answering.

- No resident inquiries this cycle

### Website Statistics

Analytics window April – May

- Primary navigation was from Direct Linking, followed by Organic Searches
  - **81** New users (down from 75)
  - **98** users overall (down from 90)
  - **379** pageviews (down from 334)
  - **794** navigational events (down from 691)
- Bill Payment Information was the most viewed page
- Contact Us had the second most viewed page
- Tax Information was the third most viewed
- Board Meetings was the fourth most viewed page
- Budget Information was the fifth most viewed page

### Open Items

- No open items at this time

### Action Items

- No action items at this time